English

Catalog 2026



BODENSTECKDOSEN
SYSTEMTECHNIK

a brand of sperle

WE INTRODUCE OURSELVES

Since the company was foanded in 2005, we develop and sell floor sockets, retractable supply posts, wall distributors and energy columns for indoor and outdoor use. The priorities are in quality, design and the best price-performance ratio.

In addition to our extensive standard program, we also offer individual processing and custom-made products. Our diverse range of services ensures that your requirements are implemented quickly and efficiently.

The fact that our products are made and manufactured exclusively in Germany can be seen from the elegant design, the high-quality material and the sophisticated workmanship. Robust, tough and weatherproof for outdoors, or discreet and adapted for indoors, our products are always practical and useful.

We only use VDE-certified sockets inserts for our products, which you can also obtain from us according to French, Danish, Belgian or Swiss standards.

WITH US, YOU WILL BENEFIT

- With only one order number: One order number for a complete product.
- With ready-to-install products: You receive completely ready-to-install products, whereby the individual parts do not first have to be put together and laboriously assembled.
- With extensive stock goods: Many of our products are already prefabricated and can be delivered within a very short time.
- With a short response time: Ordered goods usually leave the factory on the same day, so that a large part of our deliveries arrive the next day.
- With creative special solutions: you can't find a suitable product that exactly matches your ideas? Let us know your requirements and we will develop affordable special solutions exactly according to your wishes.

CONTACT

BS Bodensteckdosen Systemtechnik GmbH
Dingerdisser Str. 36
(Germany) 33699 Bielefeld
Fon 0521 9892780
Fax 0521 989278-30
info@bodensteckdosen.com
bodensteckdosen.com

NOTE ON THE CONTENT OF THE CATALOG

The IP protection class applies to all products when closed and when installed correctly.
Subeachct to errors and technical changes.

The illustrations in the catalog were created graphically. The equipment shown in the pictures is similar to the written description.

Edition No. 1/2026

CONTENTS

Floor sockets/-tanks indoors 5–36
Raised access floor boxes/-tanks 37–45
Floor sockets outdoors 47–54
Underfloor trunking system 55–65
CEE floor tanks 67–73
Retractable power distributors 75–78
Power bollards 79–90
Ground anchors 91–97
Wall distributors 99–106
Emergency power supply 107–110
Table sockets 111–113
General terms and conditions 114–117
Model withdrawal form 118
Product finder/Index 119



Floor sockets/Floor tanks

Indoors


Color DB703

Item No.	**Opt. equipment** (more upon request) **Supply line below:**	Color
1206-1-6	4 x socket, 2 x RJ45 double	DB701
1206-1-7	4 x socket, 2 x RJ45 double	DB703
1206-1-8	4 x socket, 2 x RJ45 double	RAL9010
1206-1-9	4 x socket, 2 x RJ45 double	RAL9005
1206-2-6	4 x socket, 2 x USB-Charge A/C double	DB701
1206-2-7	4 x socket, 2 x USB-Charge A/C double	DB703
1206-2-8	4 x socket, 2 x USB-Charge A/C double	RAL9010
1206-2-9	4 x socket, 2 x USB-Charge A/C double	RAL9005


Color RAL9010


Color RAL9005

Material: aluminum
Dimension: 142 x 90 x 142 mm (W x H x D)
Protection: IP20
Load: area load max. 120kg
Supply line: Opening from below → 40,7 x 40,7 mm
Color: DB701, DB703, white (RAL9010), black (RAL9005)
Feature: The floor tank is versatile and can also be mounted on desks.


Color DB703

1210

Item No.	**Opt. equipment** (more upon request):
1210-1-6	8 x socket, 2 x RJ45 double (Color DB701)
1210-1-7	8 x socket, 2 x RJ45 double (Color DB703)

Material: aluminum
Dimension: 237 x 90 x 167 mm (W x H x D)
Protection: IP20
Load: area load max. 120 kg
Supply line: Opening from below
Feature: The floor tank is versatile and can also be mounted on desks.


Color DB701


Color DB703


Color DB703



2003A

Item No.	Opt. equipment (more upon request):
2003A-1-3	3 x socket
2003A-2-3	2 x socket, 1 x RJ45 double

Opt. parts:	12185 screed placeholder made of EPS (upon request)
Material:	stainless steel (1.4301), aluminum
Dimension:	199 x 82 x 199 mm (W x H x D)
Instl depth:	82 mm (floor)
Protection:	IP65
Load:	area load max. 900 kg
Supply line:	2 x back, each Ø 25 mm
Feature:	Can be locked with tools and with cable protection.









2003B

Item No.	Opt. equipment (more upon request):
2003B-1-0	3 x socket
2003B-2-0	2 x socket, 1 x RJ45 double

Opt. parts:	12185 screed placeholder made of EPS (upon request)
Material:	stainless steel (1.4301), aluminum
Dimension:	199 x 91 x 199 mm (W x H x D)
Instl depth:	91 mm (floor)
Protection:	IP65
Load:	area load max. 200 kg
Supply line:	2 x back, each Ø 25 mm
Flooring insert:	15 mm
Feature:	Can be closed without tools, floor covering can be integrated. With cable protection.









2003Q

Item No.	**Opt. equipment** (more upon request):
2003Q-1-3	3 x socket
2003Q-2-3	2 x socket, 1 x RJ45 double
Opt. parts:	12185 screed placeholder made of EPS (upon request)
Material:	stainless steel (1.4301), aluminum
Dimension:	199 x 82 x 199 mm (W x H x D)
Instl depth:	82 mm (floor)
Protection:	IP65/IP21 with attached tube
Load:	area load max. 900 kg
Supply line:	2 x back, each Ø 25 mm
Feature:	With internal tube for using the tank with the lid closed. Can be closed with a tool.









2004A

Item No.	**Opt. equipment** (more upon request):
2004A-1-3	4 x socket
2004A-2-3	3 x socket, 1 x RJ45 double
Opt. parts:	12185 screed placeholder made of EPS (upon request)
Material:	stainless steel (1.4301), aluminum
Dimension:	250 x 82 x 250 mm (W x H x D)
Instl depth:	82 mm (floor)
Protection:	IP65
Load:	area load max. 900 kg
Supply line:	4 x back, each Ø 25 mm
Feature:	Can be locked with tools.









2004B

Item No.	Opt. equipment (more upon request):
2004B-1-0	4 x socket
2004B-2-0	3 x socket, 1 x RJ45 double

Opt. parts:	12185 screed placeholder made of EPS (upon request)
Material:	stainless steel (1.4301), aluminum
Dimension:	250 x 91 x 250 mm (W x H x D)
Instl depth:	91 mm (floor)
Protection:	IP65
Load:	area load max. 200 kg
Supply line:	4 x back, each Ø 25 mm
Flooring insert:	15 mm
Feature:	Can be closed without tools, floor covering can be integrated. With cable protection.









2004Q

Item No.	Opt. equipment (more upon request):
2004Q-1-3	4 x socket
2004Q-2-3	3 x socket, 1 x RJ45 double

Opt. parts:	12185 screed placeholder made of EPS (upon request)
Material:	stainless steel (1.4301), aluminum
Dimension:	250 x 82 x 250 mm (W x H x D)
Instl depth:	82 mm (floor)
Protection:	IP65/IP21 with attached tube
Load:	area load max. 900 kg
Supply line:	4 x back, each Ø 25 mm
Feature:	Can be closed with tools, with an internal tube for using the tank with the lid closed.









2008A

Item No.	**Opt. equipment** (more upon request):
2008A-1-3	8 x socket
2008A-2-3	4 x socket, 4 x RJ45 double
Opt. parts:	12185 screed placeholder made of EPS (upon request)
Material:	stainless steel (1.4301), aluminum
Dimension:	250 x 82 x 250 mm (W x H x D)
Instl depth:	82 mm (floor)
Protection:	IP65
Load:	area load max. 900 kg
Supply line:	8 x lateral, each Ø 25 mm
Feature:	Can be locked with tools and with cable protection.









2008B

Item No.	**Opt. equipment** (more upon request):
2008B-1-0	8 x socket
2008B-2-0	4 x socket, 4 x RJ45 double
Opt. parts:	12185 screed placeholder made of EPS (upon request)
Material:	stainless steel (1.4301), aluminum
Dimension:	250 x 91 x 250 mm (W x H x D)
Instl depth:	91 mm (floor)
Protection:	IP65
Load:	area load max. 200 kg
Supply line:	8 x lateral, each Ø 25 mm
Flooring insert:	15 mm
Feature:	Can be closed without tools, floor covering can be integrated. With cable protection.









2008Q

Item No.	**Opt. equipment** (more upon request):
2008Q-1-3	8 x socket
2008Q-2-3	4 x socket, 4 x RJ45 double
Opt. parts:	12185 screed placeholder made of EPS (upon request)
Material:	stainless steel (1.4301), aluminum
Dimension:	250 x 82 x 250 mm (W x H x D)
Instl depth:	82 mm (floor)
Protection:	IP65/IP21 with attached tube
Load:	area load max. 900 kg
Supply line:	8 x lateral, each Ø 25 mm
Feature:	Can be closed with tools, with an internal tube for using the tank with the lid closed.









3202E

Item No.	**Opt. equipment** (more upon request):
3202E-1-1	2 x socket (including box)
3202E-2-1	1 x socket, 1 x RJ45 double (including box)
Material:	stainless steel (1.4301)
Dimension:	180 x 83 x 154 mm (W x H x D)
Instl depth:	81,5 mm (floor)
Protection:	IP20
Load:	area load max. 120 kg
Supply line:	2 x lateral, 2 x back, 2 x below; each Ø 26 mm









3203E

Item No.	**Opt. equipment** (more upon request):
3203E-1-1	3 x socket (including box)
3203E-2-1	2 x socket, 1 x RJ45 double (including box)

Material:	stainless steel (1.4301)
Dimension:	230 x 83 x 153 mm (W x H x D)
Instl depth:	81,5 mm (floor)
Protection:	IP20
Load:	area load max. 120 kg
Supply line:	2 x lateral, 2 x back, 2 x below; each Ø 26 mm









3301E

Item No.	**Opt. equipment** (more upon request):
3301E-1-1	1 x socket (including box)
3301E-2-1	1 x socket, 2 x RJ45 single (including box)

Opt. parts:	12184 screed placeholder made of EPS (upon request)

Material:	stainless steel (1.4301)
Dimension:	110 x 62 x 110 mm (W x H x D)
Instl depth:	60 mm (floor)
Protection:	IP20
Load:	area load max. 120 kg
Supply line:	1 x front, 1 x back, 2 x below, each Ø 26 mm









3302E

Item No.	**Opt. equipment** (more upon request):
3302E-1-1	2 x socket (including box)
3302E-2-1	1 x socket, 1 x RJ45 double (including box)
3302E-3-1	1 x socket, 1 x antenna (including box)

Opt. parts:	12184 screed placeholder made of EPS (upon request)
Material:	stainless steel (1.4301)
Dimension:	160 x 62 x 110 mm (W x H x D)
Instl depth:	60 mm (floor)
Protection:	IP20
Load:	area load max. 120 kg
Supply line:	2 x front, 2 x back, 2 x below, each Ø 26 mm









3303E

Item No.	**Opt. equipment** (more upon request):
3303E-1-1	3 x socket (including box)
3303E-2-1	2 x socket, 1 x RJ45 double (including box)
3303E-3-1	2 x socket, 1 x antenna (including box)

Material:	stainless steel (1.4301)
Dimension:	220 x 62 x 110 mm (W x H x D)
Instl depth:	60 mm (floor)
Protection:	IP20
Load:	area load max. 120 kg
Supply line:	2 x front, 2 x back, 2 x below, each Ø 26 mm









8302A

Item No.	**Opt. equipment** (more upon request):
8302A-1-3	2 x socket
8302A-2-3	1 x socket, 1 x RJ45 double
8302A-3-3	1 x socket, 1 x antenna
Opt. parts:	12184 screed placeholder made of EPS (upon request)
Material:	aluminum
Dimension:	150 x 77 x 150 mm (W x H x D)
Instl depth:	77 mm (floor)
Protection:	IP64
Load:	area load max. 900 kg
Supply line:	2 x back, each Ø 25 mm
Feature:	Can be locked without tools, can be closed with plugged-in connectors.









8308A

Item No.	**Opt. equipment** (more upon request):
8308A-1-3	8 x socket
8308A-2-3	4 x socket, 4 x RJ45 double
Opt. parts:	12185 screed placeholder made of EPS (upon request)
Material:	aluminum, stainless steel
Dimension:	250 x 131 x 160 mm (W x H x D)
Instl depth:	131 mm (floor)
Protection:	IP65
Load:	area load max. 500 kg
Supply line:	4 x back, each Ø 25 mm
Feature:	Can be locked without tools. With cable protection.









8601A

Item No.	**Opt. equipment** (more upon request):
8601A-1-3	1 x socket
8601A-2-3	1 x socket, 1 x RJ45 single

Opt. parts:	12116 screed placeholder (stainless steel) (upon request)
Material:	aluminum
Dimension:	rim Ø 140 mm, Ø 120 x 64 mm
Instl depth:	62 mm (floor)
Protection:	IP65
Load:	area load max. 900 kg
Supply line:	2 x below, each Ø 25 mm
Feature:	Can be locked without tools.









8602A

Item No.	**Opt. equipment** (more upon request):
8602A-1-3	2 x socket
8602A-2-3	1 x socket, 1 x RJ45 double
8602A-3-3	2 x socket, 2 x RJ45 single

Opt. parts:	12117 screed placeholder (stainless steel) (upon request)
Material:	aluminum
Dimension:	rim Ø 149 mm, Ø 130 x 70 mm
Instl depth:	68 mm (floor)
Protection:	IP65
Load:	area load max. 900 kg
Supply line:	2 x back, 2 x below, each Ø 25 mm
Feature:	Can be locked without tools.









8604A

Item No.	**Opt. equipment** (more upon request)**:**
8604A-1-3	4 x socket
8604A-2-3	3 x socket, 1x RJ45 double
Opt. parts:	12119 screed placeholder (stainless steel) (upon request)
Material:	aluminum, stainless steel
Dimension:	rim Ø 218 mm, Ø 204 x 80 mm
Instl depth:	77 mm (floor)
Protection:	IP65
Load:	area load max. 900 kg
Supply line:	4 x lateral, 4 x below, each Ø 26 mm
Feature:	Can be locked without tools.









8701A

Item No.	**Opt. equipment** (more upon request)**:**
8701A-1-3	1 x socket
8701A-2-3	1 x RJ45 double
Opt. parts:	12184 screed placeholder made of EPS (upon request)
Material:	aluminum
Dimension:	100 x 70 x 100 mm (W x H x D)
Instl depth:	70 mm (floor)
Protection:	IP65
Load:	area load max. 900 kg
Supply line:	1 x front, 1 x back, each M25 x 1,5 mm
Feature:	Can be locked without tools.









8702A

Item No.	**Opt. equipment** (more upon request):
8702A-1-3	2 x socket
8702A-2-3	1 x socket, 1 x RJ45 double

Opt. parts:	12184 screed placeholder made of EPS (upon request)

Material:	aluminum
Dimension:	120 x 70 x 120 mm (W x H x D)
Instl depth:	70 mm (floor)
Protection:	IP65
Load:	area load max. 900 kg
Supply line:	2 x back, each M25 x 1,5 mm
Feature:	Can be locked without tools.









8802A

Item No.	**Opt. equipment** (more upon request):
8802A-1-3	2 x socket
8802A-2-3	1 x socket, 1 x RJ45 double
8802A-3-3	1 x socket, 1 x antenna

Opt. parts:	12184 screed placeholder made of EPS (upon request)

Material:	aluminum
Dimension:	125 x 72 x 125 mm (W x H x D)
Instl depth:	72 mm (floor)
Protection:	IP20
Load:	area load max. 900 kg
Supply line:	2 x back, each Ø 25 mm
Leveling:	5 mm
Feature:	Can be closed with the power plugs plugged in.









8802B

Item No.	**Opt. equipment** (more upon request):
8802B-1-0	2 x socket
8802B-2-0	1 x socket, 1 x RJ45 double
8802B-3-0	1 x socket, 1 x antenna
Opt. parts:	12184 screed placeholder made of EPS (upon request)
Material:	aluminum, stainless steel
Dimension:	125 x 67 x 125 mm (W x H x D)
Instl depth:	67 mm (floor)
Protection:	IP20
Load:	area load max. 300 kg
Supply line:	2 x back, each Ø 25 mm
Leveling:	5 mm
Feature:	Rimless lid for sticking on your own coverings, can be closed with plugged-in plugs.









8802E

Item No.	**Opt. equipment** (more upon request):
8802E-1-1	2 x socket
8802E-2-1	1 x socket, 1 x RJ45 double
8802E-3-1	1 x socket, 1 x antenna
Opt. parts:	12184 screed placeholder made of EPS (upon request)
Material:	aluminum, stainless steel
Dimension:	125 x 69 x 125 mm (W x H x D)
Instl depth:	69 mm (floor)
Protection:	IP20
Load:	area load max. 400 kg
Supply line:	2 x back, each Ø 25 mm
Leveling:	5 mm
Feature:	Can be closed with the power plugs plugged in.









8802T

Item No.	**Opt. equipment** (more upon request):
8802T-1-0	2 x socket
8802T-2-0	1 x socket, 1 x RJ45 double
8802T-3-0	1 x socket, 1 x antenna

Opt. parts:	12184 screed placeholder made of EPS (upon request)
Material:	aluminum, stainless steel
Dimension:	135 x 75 x 135 mm (W x H x D)
Instl depth:	75 mm (floor)
Protection:	IP20
Load:	area load max. 200 kg
Supply line:	2 x back, each Ø 25 mm
Flooring insert:	6,5 mm
Feature:	Own floor covering can be integrated, ideal for carpeted floors, can be closed with plugged in plugs.









8804B

Item No.	**Opt. equipment** (more upon request):
8804B-1-0	4 x socket
8804B-2-0	3 x socket, 1 x RJ45 double
8804B-3-0	3 x socket, 1 x antenna
8804B-4-0	2 x socket, 1 x RJ45 double, 1 x antenna

Opt. parts:	12111 screed placeholder made of EPS (upon request)
Material:	aluminum, stainless steel
Dimension:	220 x 68 x 150 mm (W x H x D)
Instl depth:	68 mm (floor)
Protection:	IP20
Load:	area load max. 200 kg
Supply line:	4 x back, each Ø 25 mm
Leveling:	5 mm
Feature:	Rimless lid for sticking on your own coverings, can be closed with plugged-in plugs.









8804E

Item No.	**Opt. equipment** (more upon request):
8804E-1-1	4 x socket
8804E-2-1	3 x socket, 1 x RJ45 double
8804E-3-1	3 x socket, 1 x antenna
8804E-4-1	2 x socket, 1 x RJ45 double, 1 x antenna
Opt. parts:	12111 screed placeholder made of EPS (upon request)
Material:	aluminum, stainless steel
Dimension:	220 x 70 x 150 mm (W x H x D)
Instl depth:	70 mm (floor)
Protection:	IP20
Load:	area load max. 300 kg
Supply line:	4 x back, each Ø 25 mm
Leveling:	5 mm
Feature:	Can be closed with the power plugs plugged in.









8804T

Item No.	**Opt. equipment** (more upon request):
8804T-1-0	4 x socket
8804T-2-0	3 x socket, 1 x RJ45 double
8804T-3-0	3 x socket, 1 x antenna
8804T-4-0	2 x socket, 1 x RJ45 double, 1 x antenna
Opt. parts:	12111 screed placeholder made of EPS (upon request)
Material:	aluminum, stainless steel
Dimension:	240 x 74 x 160 mm (W x H x D)
Instl depth:	74 mm (floor)
Protection:	IP20
Load:	area load max. 200 kg
Supply line:	4 x back, each Ø 25 mm
Flooring insert:	6,5 mm
Feature:	Own floor covering can be integrated, ideal for carpeted floors, can be closed with plugged in plugs.









8808A

Item No.	Opt. equipment (more upon request):
8808A-1-3	8 x socket
8808A-2-3	4 x socket, 4 x RJ45 double

Opt. parts:	12114 screed placeholder made of EPS (upon request)
Material:	aluminum, stainless steel
Dimension:	240 x 61 x 240 mm (W x H x D)
Instl depth:	61 mm (floor)
Protection:	IP20
Load:	area load max. 200 kg
Supply line:	4 x front, 4 x back, each Ø 25 mm
Leveling:	5 mm
Feature:	Can be closed with the power plugs plugged in.









8808B

Item No.	Opt. equipment (more upon request):
8808B-1-0	8 x socket
8808B-2-0	4 x socket, 4 x RJ45 double

Opt. parts:	12185 screed placeholder made of EPS (upon request)
Material:	aluminum, stainless steel
Dimension:	240 x 61 x 240 mm (W x H x D)
Instl depth:	61 mm (floor)
Protection:	IP20
Load:	area load max. 200 kg
Supply line:	4 x front, 4 x back, each Ø 25 mm
Leveling:	5 mm
Feature:	Rimless lid for sticking on your own coverings, can be closed with plugged-in plugs.









8808E

Item No.	**Opt. equipment** (more upon request)**:**
8808E-1-1	8 x socket
8808E-2-1	4 x socket, 4 x RJ45 double
Opt. parts:	12185 screed placeholder made of EPS (upon request)
Material:	aluminum, stainless steel
Dimension:	240 x 61 x 240 mm (W x H x D)
Instl depth:	61 mm (floor)
Protection:	IP20
Load:	area load max. 200 kg
Supply line:	4 x front, 4 x back, each Ø 25 mm
Leveling:	5 mm
Feature:	Can be closed with the power plugs plugged in.









8808T

Item No.	**Opt. equipment** (more upon request)**:**
8808T-1-0	8 x socket
8808T-2-0	4 x socket, 4 x RJ45 double
Opt. parts:	12185 screed placeholder made of EPS (upon request)
Material:	aluminum, stainless steel
Dimension:	240 x 65 x 240 mm (W x H x D)
Instl depth:	65 mm (floor)
Protection:	IP20
Load:	area load max. 120 kg
Supply line:	4 x front, 4 x back, each Ø 25 mm
Flooring insert:	6,5 mm
Feature:	Own floor covering can be integrated, ideal for carpeted floors, can be closed with plugged in plugs.









8810B

Item No.	Opt. equipment (more upon request):
8810B-1-0	10 x socket
8810B-2-0	5 x socket, 5 x RJ45 double

Material:	aluminum, stainless steel
Dimension:	300 x 61 x 300 mm (W x H x D)
Instl depth:	61 mm (floor)
Protection:	IP20
Load:	area load max. 200 kg
Supply line:	5 x front, 5 x back, each Ø 25 mm
Leveling:	5 mm
Feature:	Rimless lid for sticking on your own coverings, can be closed with plugged-in plugs.









8900B

Item No.	Opt. equipment (more upon request):
8900B-1-0	1 x socket

Material:	stainless steel
Dimension:	76 x 80-110 x 78 mm (W x H x D)
Instl depth:	80–110 mm (floor)
Protection:	IP30
Load:	area load max. 120 kg
Supply line:	2 x lateral, 2 x below, each Ø 26 mm
Leveling:	30 mm
Flooring insert:	15 mm
Feature:	Own covering can be integrated, with magnets in the lid for easy opening of the socket.









8901B

Item No.	**Opt. equipment** (more upon request)**:**
8901B-1-0	1 x socket
8901B-2-0	1 x RJ45 double
8901B-3-0	1 x antenna
Opt. parts:	12201 leveling kit for height correction (page 32)
Material:	stainless steel, aluminum
Dimension:	125 x 90–120 x 125 mm (W x H x D)
Instl depth:	90–120 mm (floor)
Protection:	IP20
Load:	area load max. 120 kg
Supply line:	2 x lateral, 2 x back, 2 x below, each Ø 26 mm
Leveling:	30 mm
Flooring insert:	15 mm
Feature:	The lid can be closed with the power plugs plugged in.









8902B

Item No.	**Opt. equipment** (more upon request)**:**
8902B-1-0	2 x socket
8902B-2-0	1 x socket, 1 x RJ45 double
8902B-3-0	1 x socket, 1 x antenna
Opt. parts:	12201 leveling kit for height correction (page 32)
Material:	stainless steel, aluminum
Dimension:	155 x 90–120 x 155 mm (W x H x D)
Instl depth:	90–120 mm (floor)
Protection:	IP20
Load:	area load max. 120 kg
Supply line:	2 x lateral, 3 x back, 3 x below, each Ø 26 mm
Leveling:	30 mm
Flooring insert:	15 mm
Feature:	The lid can be closed with the power plugs plugged in.









8902BB

Item No.	Opt. equipment (more upon request):
8902BB-1-0	2 x socket
8902BB-2-0	1 x socket, 1 x RJ45 double
8902BB-3-0	1 x socket, 1 x antenna
8902BB-4-0	2 x socket, 2 x RJ45 single

Opt. parts:	12201 leveling kit for height correction (page 32)
Material:	stainless steel, aluminum
Dimension:	155 x 90–120 x 155 mm (W x H x D)
Instl depth:	90–120 mm (floor)
Protection:	IP10
Load:	area load max. 120 kg
Supply line:	2 x lateral, 3 x back, 3 x below, each Ø 26 mm
Leveling:	30 mm
Flooring insert:	15 mm
Feature:	The lid can be closed with the power plugs plugged in.









8902E

Item No:	Opt. equipment (more upon request):
8902E-1-1	2 x socket
8902E-2-1	1 x socket, 1 x RJ45 double
8902E-3-1	1 x socket, 1 x antenna

Opt. parts:	12201 leveling kit for height correction (page 32)
Material:	stainless steel, aluminum
Dimensions:	155 x 90–120 x 155 mm (W x H x D)
Instl depth:	90–120 mm (floor)
Protection:	IP20
Load:	area load max. 120 kg
Supply line:	2 x lateral, 3 x back, 3 x below, each Ø 26 mm
Leveling:	30 mm
Flooring insert:	15 mm
Features:	The lid can be closed with the power plugs plugged in.









8902MB

Item No:	**Opt. equipment** (more upon request)**:**
8902MB-1-0	2 x socket
8902MB-2-0	1 x socket, 1 x RJ45 double
8902MB-3-0	1 x socket, 1 x antenna
8902MB-4-0	2 x socket, 2 x RJ45 single
Opt. parts:	12201 leveling kit for height correction (page 32)
Material:	stainless steel, aluminum, brass
Dimensions:	155 x 90–120 x 155 mm (W x H x D)
Instl depth:	90–120 mm (floor)
Protection:	IP10
Load:	area load max. 120 kg
Supply line:	2 x lateral, 3 x back, 3 x below, each Ø 26 mm
Leveling:	30 mm
Flooring insert:	15 mm
Features:	The lid can be closed with the power plugs plugged in.









8904B

Item No:	**Opt. equipment** (more upon request)**:**
8904B-1-0	4 x socket
8904B-2-0	3 x socket, 1 x RJ45 double
8904B-3-0	3 x socket, 1 x antenna
8904B-4-0	2 x socket, 1 x RJ45 double, 1 x antenna
Opt. parts:	12201 leveling kit for height correction (page 32)
Material:	stainless steel, aluminum
Dimensions:	205 x 90–120 x 155 mm (W x H x D)
Instl depth:	90–120 mm (floor)
Protection:	IP20
Load:	area load max. 120 kg
Supply line:	2 x lateral, 2 x back, 2 x below, each Ø 26 mm
Leveling:	30 mm
Flooring insert:	15 mm
Features:	The lid can be closed with the power plugs plugged in.









8904BB

Item No:	Opt. equipment (more upon request):
8904BB-1-0	4 x socket
8904BB-2-0	3 x socket, 1 x RJ45 double
8904BB-3-0	3 x socket, 1 x antenna
8904BB-4-0	2 x socket, 1 x RJ45 double, 1 x antenna
8904BB-5-0	2 x socket, 1 cooker connection box

Opt. parts: 12201 leveling kit for height correction (page 32)

Material: stainless steel, aluminum
Dimensions: 205 x 90–120 x 155 mm (W x H x D)
Instl depth: 90–120 mm (floor)
Protection: IP10
Load: area load max. 120 kg
Supply line: 2 x lateral, 2 x back, 2 x below, each Ø 26 mm
Leveling: 30 mm
Flooring insert: 15 mm







NEW



8904E

Item No:	Opt. equipment (more upon request):
8904E-1-1	4 x socket
8904E-2-1	3 x socket, 1 x RJ45 double
8904E-3-1	3 x socket, 1 x antenna
8904E-4-1	2 x socket, 1 x RJ45 double, 1 x antenna

Opt. parts: 12201 leveling kit for height correction (page 32)

Material: stainless steel, aluminum
Dimensions: 205 x 90–120 x 155 mm (W x H x D)
Instl depth: 90–120 mm (floor)
Protection: IP20
Load: area load max. 120 kg
Supply line: 2 x lateral, 2 x back, 2 x below, each Ø 26 mm
Leveling: 30 mm
Flooring insert: 15 mm
Features: The lid can be closed with the power plugs plugged in.









8904MB

Item No:	**Opt. equipment** (more upon request)**:**
8904MB-1-0	4 x socket
8904MB-2-0	3 x socket, 1 x RJ45 double
8904MB-3-0	3 x socket, 1 x antenna
8904MB-4-0	2 x socket, 1 x RJ45 double, 1 x antenna
Opt. parts:	12201 leveling kit for height correction (page 32)
Material:	stainless steel, aluminum, brass
Dimensions:	205 x 90–120 x 155 mm (W x H x D)
Instl depth:	90–120 mm (floor)
Protection:	IP10
Load:	area load max. 120 kg
Supply line:	2 x lateral, 2 x back, 2 x below, each Ø 26 mm
Leveling:	30 mm
Flooring insert:	15 mm
Features:	The lid can be closed with the power plugs plugged in.









8908B

Item No:	**Opt. equipment** (more upon request)**:**
8908B-1-0	8 x socket
8908B-2-0	4 x socket, 4 x RJ45 double
Opt. parts:	12201 leveling kit for height correction (page 32)
Material:	stainless steel, aluminum
Dimensions:	205 x 90–120 x 205 mm (W x H x D)
Instl depth:	90–120 mm (floor)
Protection:	IP20
Load:	area load max. 120 kg
Supply line:	2 x front, 8 x lateral, 2 x back, 4 x below, each Ø 26 mm
Leveling:	30 mm
Flooring insert:	15 mm
Features:	The lid can be closed with the power plugs plugged in.









8908BB

Item No:	Opt. equipment (more upon request):
8908BB-1-0	8 x socket
8908BB-2-0	4 x socket, 4 x RJ45 double
8908BB-3-0	6 x socket, 6 x RJ45 single

Opt. parts:	12201 leveling kit for height correction (page 32)
Material:	stainless steel, aluminum
Dimensions:	205 x 90–120 x 205 mm (W x H x D)
Instl depth:	90–120 mm (floor)
Protection:	IP10
Load:	area load max. 120 kg
Supply line:	2 x front, 8 x lateral, 2 x back, 4 x below, each Ø 26 mm
Leveling:	30 mm
Flooring insert:	15 mm
Features:	The lid can be closed with the power plugs plugged in.









8908E

Item No:	Opt. equipment (more upon request):
8908E-1-1	8 x socket
8908E-2-1	4 x socket, 4 x RJ45 double

Opt. parts:	12201 leveling kit for height correction (page 32)
Material:	stainless steel, aluminum
Dimensions:	205 x 90–120 x 205 mm (W x H x D)
Instl depth:	90–120 mm (floor)
Protection:	IP20
Load:	area load max. 120 kg
Supply line:	2 x front, 8 x lateral, 2 x back, 4 x below, each Ø 26 mm
Leveling:	30 mm
Flooring insert:	15 mm
Features:	The lid can be closed with the power plugs plugged in.









8908MB

Item No:	**Opt. equipment** (more upon request)**:**
8908MB-1-0	8 x socket
8908MB-2-0	4 x socket, 4 x RJ45 double
8908MB-3-0	6 x socket, 6 x RJ45 single
Opt. parts:	12201 leveling kit for height correction (page 32)
Material:	stainless steel, aluminum, brass
Dimensions:	205 x 90–120 x 205 mm (W x H x D)
Instl depth:	90–120 mm (floor)
Protection:	IP10
Load:	area load max. 120 kg
Supply line:	2 x front, 8 x lateral, 2 x back, 4 x below, each Ø 26 mm
Leveling:	30 mm
Flooring insert:	15 mm
Features:	The lid can be closed with the power plugs plugged in.









8912BB

Item No:	**Opt. equipment** (more upon request)**:**
8912BB-1-0	12 x socket
8912BB-2-0	8 x socket, 4 x RJ45 double
Opt. parts:	12202 leveling kit for height correction (page 32)
Material:	stainless steel, aluminum
Dimensions:	309 x 90–120 x 305 mm (W x H x D)
Instl depth:	90–120 mm (floor)
Protection:	IP10
Load:	area load max. 120 kg
Supply line:	2 x front, 8 x lateral, 2 x back, 8 x below, each Ø 26 mm
Leveling:	30 mm
Flooring insert:	15 mm
Features:	Own floor covering can be integrated, can be closed with the power plugs plugged in.









8912E

Item No:	Opt. equipment (more upon request):
8912E-1-1	12 x socket
8912E-2-1	8 x socket, 4 x RJ45 double
Opt. parts:	12202 leveling kit for height correction (page 32)
Material:	stainless steel, aluminum
Dimensions:	309 x 90–120 x 305 mm (W x H x D)
Instl depth:	90–120 mm (floor)
Protection:	IP10
Load:	area load max. 120 kg
Supply line:	2 x front, 8 x lateral, 2 x back, 8 x below, each Ø 26 mm
Leveling:	30 mm
Flooring insert:	15 mm
Features:	Own floor covering can be integrated, can be closed with the power plugs plugged in.









8920B

Item No:	Opt. equipment (more upon request):
8920B-1-0	20 x socket
8920B-2-0	10 x socket, 10 x RJ45 double
Opt. parts:	12203 leveling kit for height correction (page 33)
Material:	stainless steel, aluminum
Dimensions:	305 x 90–120 x 505 mm (W x H x D)
Instl depth:	90–120 mm (floor)
Protection:	IP10
Load:	area load max. 120 kg
Supply line:	2 x front, 12 x lateral, 2 x back, 12 x below, each Ø 26 mm
Leveling:	30 mm
Flooring insert:	15 mm
Features:	Own floor covering can be integrated, can be closed with the power plugs plugged in.









12201

Parts for 8901 until 8908:
Item No. 12201 leveling kit for height correction for floor tanks

Professional height correction for floor tanks. The leveling kit is made of stainless steel. It was developed for the 89 series and can be used for models 8901 to 8908.

Dimension: 267 x 150 x 207 mm (W x H x D)
Leveling range: 53-153 mm in 20 mm steps

Delivery does not include the pictured floor tank.









12202

Parts for floor tank 8912B:
Item No. 12202 leveling kit for height correction for floor tanks

Professional height correction for floor tanks. The leveling kit is made of stainless steel.

Dimension: 308 x 150 x 305 mm (W x H x D)
Leveling range: 53-153 mm in 20 mm steps

Delivery does not include the pictured floor tank.









12203

Parts for den floortank 8920B:
Item No. 12203 leveling kit for height correction for floor tanks

Professional height correction for floor tanks. The leveling kit is made of stainless steel.

Dimension: 368 x 150 x 568 mm (W x H x D)
Leveling range: 53-153 mm in 20 mm steps

Delivery does not include the pictured floor tank.









9901A

Item No.	**Opt. equipment** (more upon request):
9901A-1-3	1x socket
9901A-2-3	1x RJ45 double

Opt. parts: 12116 screed placeholder (stainless steel) (upon request)

Material: aluminum
Dimension: rim Ø 140 mm, Ø 120 x 72 mm
Instl depth: 70 mm (floor)
Protection: IP20
Load: area load max. 200 kg
Supply line: 2 x back, 2 x below, each Ø 25 mm
Flooring insert: 5 mm
Feature: Own floor covering can be integrated into the reversible lid, can be closed with plugged-in plugs.









9902A

Item No:	**Opt. equipment** (more upon request)**:**
9902A-1-3	2 x socket
9902A-2-3	1 x socket, 1 x RJ45 double
9902A-3-3	1 x socket, 1 x antenna
Opt. parts:	12118 screed placeholder (stainless steel) (upon request)
Material:	aluminum, stainless steel
Dimensions:	rim Ø 170 mm, Ø 150 x 72 mm
Instl depth:	70 mm (floor)
Protection:	IP20
Load:	area load max. 200 kg
Supply line:	2 x back, 2 x below, each Ø 25 mm
Flooring insert:	5 mm
Features:	Own floor covering can be integrated into the reversible lid, can be closed with plugged-in plugs.









9902B

Item No:	**Opt. equipment** (more upon request)**:**
9902B-1-0	2 x socket
9902B-2-0	1 x socket, 1 x RJ45 double
9902B-3-0	1 x socket, 1 x antenna
Opt. parts:	12118 screed placeholder (stainless steel) (upon request)
Material:	aluminum, stainless steel
Dimensions:	Ø 150 x 80–105 mm
Instl depth:	80–105 mm (floor)
Protection:	IP20
Load:	area load max. 200 kg
Supply line:	2 x back, 2 x below, each Ø 25 mm
Leveling:	25 mm
Features:	Rimless lid for applying your own coverings, can be closed with plugged-in plugs.









9902D

Item No:	Opt. equipment (more upon request):
9902D-1-3	2 x socket
9902D-2-3	1 x socket, 1 x RJ45 double
9902D-3-3	1 x socket, 1 x antenna
Opt. parts:	12118 screed placeholder (stainless steel) (upon request)
Material:	aluminum, stainless steel
Dimensions:	rim Ø 170 mm, Ø 150 x 77 mm
Instl depth:	75 mm (floor)
Protection:	IP65
Load:	area load max. 500 kg
Supply line:	2 x back, 2 x below, each Ø 25 mm
Features:	**By turning the lid by 180°, the closed lid can be cleaned with wet sweepers.** Can be closed with the power plugs plugged in.









9904A

Item No:	Opt. equipment (more upon request):
9904A-1-3	4 x socket
9904A-2-3	2 x socket, 2 x RJ45 double
9904A-3-3	2 x socket, 1 x RJ45 double, 1 x antenna
9904A-4-3	3 x socket, 1 x RJ45 double
Opt. parts:	12119 screed placeholder (stainless steel) (upon request)
Material:	aluminum, stainless steel
Dimensions:	rim Ø 220 mm, Ø 205 x 81 mm
Instl depth:	77 mm (floor)
Protection:	IP20
Load:	area load max. 200 kg
Supply line:	2 x front, 2 x back, 4 x below, each Ø 26 mm
Flooring insert:	6 mm
Features:	Own floor covering can be integrated into the reversible lid, can be closed with plugged-in plugs.









9908A

Item No:	**Opt. equipment** (more upon request)**:**
9908A-1-3	8 x socket
9908A-2-3	4 x socket, 4 x RJ45 double

Opt. parts:	UFP12492 screed placeholder (page 61)

Material:	aluminum, stainless steel
Dimensions:	Ø 320 x 80 mm
Instl depth:	76 mm (floor)
Protection:	IP10
Load:	area load max. 200 kg
Supply line:	8 x lateral, 8 x below, each Ø 26 mm
Flooring insert:	6 mm
Features:	Own floor covering can be integrated into the reversible lid, can be closed with plugged-in plugs.









Raised access floor boxes/tanks



8501B

Item No:	**Opt. equipment** (more upon request)**:**
8501B-1-0	1 x socket
8501B-2-0	1 x RJ45 double
8501B-3-0	1 x antenna

Material:	stainless steel, aluminum
Dimensions:	150 x 90 x 150 mm (W x H x D)
Instl depth:	90 mm (floor)
Protection:	IP20
Load:	area load max. 120 kg
Supply line:	2 x lateral, 2 x back, 2 x below, each Ø 26 mm
Leveling:	30 mm
Flooring insert:	15 mm
Features:	Own floor covering can be integrated, can be closed with plugged in plugs.









8501E

Item No:	**Opt. equipment** (more upon request)**:**
8501E-1-1	1 x socket
8501E-2-1	1 x RJ45 double
8501E-3-1	1 x antenna

Material:	stainless steel, aluminum
Dimensions:	150 x 90 x 150 mm (W x H x D)
Instl depth:	90 mm (floor)
Protection:	IP20
Load:	area load max. 120 kg
Supply line:	2 x lateral, 2 x back, 2 x below, each Ø 26 mm
Leveling:	30 mm
Features:	Can be closed with the power plugs plugged in.









8502B

Item No:	**Opt. equipment** (more upon request)**:**
8502B-1-0	2 x socket
8502B-2-0	1 x socket, 1 x RJ45 double
8502B-3-0	1 x socket, 1 x antenna
8502BB-3-0	2 x socket, 2 x RJ45 single (brush outlet)

Material:	stainless steel, aluminum
Dimensions:	180 x 90 x 180 mm (W x H x D)
Instl depth:	90 mm (floor)
Protection:	IP20 (IP10 with brush outlet)
Load:	area load max. 120 kg
Supply line:	2 x lateral, 3 x back, 3 x below, each Ø 26 mm
Leveling:	30 mm
Flooring insert:	15 mm
Features:	Own floor covering can be integrated, can be closed with plugged in plugs.









8502E

Item No:	**Opt. equipment** (more upon request)**:**
8502E-1-1	2 x socket
8502E-2-1	1 x socket, 1 x RJ45 double (brush outlet)
8502E-3-1	1 x socket, 1 x antenna (brush outlet)

Material:	stainless steel, aluminum
Dimensions:	180 x 90 x 180 mm (W x H x D)
Instl depth:	90 mm (floor)
Protection:	IP20 (IP10 with brush outlet)
Load:	area load max. 120 kg
Supply line:	2 x lateral, 2 x back, 2 x below, each Ø 26 mm
Leveling:	30 mm
Features:	Can be closed with the power plugs plugged in.









8504B

Item No:	**Opt. equipment** (more upon request)**:**
8504B-1-0	4 x socket
8504B-2-0	3 x socket, 1 x RJ45 double
8504B-3-0	3 x socket, 1 x antenna
8504B-4-0	2 x socket, 1 x antenna, 1 x RJ45 double

Material:	stainless steel, aluminum
Dimensions:	230 x 90 x 180 mm (W x H x D)
Instl depth:	90 mm (floor)
Protection:	IP20
Load:	area load max. 120 kg
Supply line:	2 x lateral, 2 x back, 2 x below, each Ø 26 mm
Leveling:	30 mm
Flooring insert:	15 mm
Features:	Own floor covering can be integrated, can be closed with plugged in plugs.









8504E

Item No:	**Opt. equipment** (more upon request)**:**
8504E-1-1	4 x socket
8504E-2-1	3 x socket, 1 x RJ45 double
8504E-3-1	3 x socket, 1 x antenna
8504E-4-1	2 x socket, 1 x antenna, 1 x RJ45 double

Material:	stainless steel, aluminum
Dimensions:	230 x 90 x 180 mm (W x H x D)
Instl depth:	90 mm (floor)
Protection:	IP10
Load:	area load max. 120 kg
Supply line:	2 x lateral, 2 x back, 2 x below, each Ø 26 mm
Leveling:	30 mm
Features:	Can be closed with the power plugs plugged in.









8508B

Item No:	**Opt. equipment** (more upon request)**:**
8508B-1-0	8 x socket
8508B-2-0	4 x socket, 4 x RJ45 double
8508B-3-0	6 x socket, 6 x RJ45 single

Material:	stainless steel, aluminum
Dimensions:	230 x 90 x 230 mm (W x H x D)
Instl depth:	90 mm (floor)
Protection:	IP20
Load:	area load max. 120 kg
Supply line:	2 x front, 8 x lateral, 2 x back, 4 x below, each Ø 26 mm
Leveling:	30 mm
Flooring insert:	15 mm
Features:	Own floor covering can be integrated, can be closed with plugged in plugs.









8508BB

Item No:	**Opt. equipment** (more upon request)**:**
8508BB-1-0	8 x socket
8508BB-2-0	4 x socket, 4 x RJ45 double
8508BB-3-0	6 x socket, 6 x RJ45 single

Material:	stainless steel, aluminum
Dimensions:	230 x 102 x 230 mm (W x H x D)
Instl depth:	102 mm (floor)
Protection:	IP20
Load:	area load max. 120 kg
Supply line:	2 x front, 8 x lateral, 2 x back, 4 x below, each Ø 26 mm
Leveling:	30 mm
Flooring insert:	15 mm
Features:	Own floor covering can be integrated, can be closed with plugged in plugs.









8508E

Item No:	**Opt. equipment** (more upon request)**:**
8508E-1-1	8 x socket
8508E-1-1	4 x socket, 4 x RJ45 double
8508E-3-1	6 x socket, 6 x RJ45 single

Material:	stainless steel, aluminum
Dimensions:	230 x 90 x 230 mm (W x H x D)
Instl depth:	90 mm (floor)
Protection:	IP10
Load:	area load max. 120 kg
Supply line:	2 x front, 8 x lateral, 2 x back, 4 x below, each Ø 26 mm
Leveling:	30 mm
Features:	Can be closed with the power plugs plugged in.









8512BB

Item No:	**Opt. equipment** (more upon request)**:**
8512BB-1-0	12 x socket
8512BB-2-0	8 x socket, 4 x RJ45 double

Material:	stainless steel, aluminum
Dimensions:	350 x 90 x 350 mm (W x H x D)
Instl depth:	90 mm (floor)
Protection:	IP10
Load:	area load max. 120 kg
Supply line:	2 x front, 8 x lateral, 2 x back, 8 x below, each Ø 26 mm
Leveling:	30 mm
Flooring insert:	15 mm
Features:	Own floor covering can be integrated, can be closed with plugged in plugs.









8902H

Item No:	Opt. equipment (more upon request):
8902H-1-0	2 x socket
8902H-2-0	1 x socket, 1 x RJ45 double
8902H-3-0	1 x socket, 1 x antenna

Material:	stainless steel, aluminum
Dimensions:	250 x 90–120 x 250 mm (W x H x D)
Instl depth:	90–120 mm (floor)
Protection:	IP20
Load:	area load max. 120 kg
Supply line:	2 x lateral, 3 x back, 3 x below, each Ø 26 mm
Leveling:	30 mm
Flooring insert:	15 mm
Features:	Own floor covering can be integrated, can be closed with plugged in plugs.









8902HB

Item No:	Opt. equipment (more upon request):
8902HB-1-0	2 x socket
8902HB-2-0	1 x socket, 1 x RJ45 double
8902HB-3-0	1 x socket, 1 x antenna

Material:	stainless steel, aluminum
Dimensions:	250 x 90–120 x 250 mm (W x H x D)
Instl depth:	90–120 mm (floor)
Protection:	IP10
Load:	area load max. 120 kg
Supply line:	2 x lateral, 3 x back, 3 x below, each Ø 26 mm
Leveling:	30 mm
Flooring insert:	15 mm
Features:	Own floor covering can be integrated, can be closed with plugged in plugs.









8904H

Item No:	**Opt. equipment** (more upon request)**:**
8904H-1-0	4 x socket
8904H-2-0	3 x socket, 1 x RJ45 double
8904H-3-0	3 x socket, 1 x antenna
8904H-4-0	2 x socket, 1 x RJ45 double, 1 x antenna

Material:	stainless steel, aluminum
Dimensions:	300 x 90–120 x 250 mm (W x H x D)
Instl depth:	90–120 mm (floor)
Protection:	IP20
Load:	area load max. 120 kg
Supply line:	2 x lateral, 2 x back, 2 x below, each Ø 26 mm
Leveling:	30 mm
Flooring insert:	15 mm
Features:	Own floor covering can be integrated, can be closed with plugged in plugs.









8904HB

Item No:	**Opt. equipment** (more upon request)**:**
8904HB-1-0	4 x socket
8904HB-2-0	3 x socket, 1 x RJ45 double
8904HB-3-0	3 x socket, 1 x antenna
8904HB-4-0	2 x socket, 1 x RJ45 double, 1 x antenna

Material:	stainless steel, aluminum
Dimensions:	300 x 90–120 x 250 mm (W x H x D)
Instl depth:	90–120 mm (floor)
Protection:	IP10
Load:	area load max. 120 kg
Supply line:	2 x lateral, 2 x back, 2 x below, each Ø 26 mm
Leveling:	30 mm
Flooring insert:	15 mm
Features:	Own floor covering can be integrated, can be closed with plugged in plugs.









8908H

Item No:	**Opt. equipment** (more upon request)**:**
8908H-1-0	8 x socket
8908H-2-0	4 x socket, 4 x RJ45 double
8908H-3-0	6 x socket, 6 x RJ45 single

Material:	stainless steel, aluminum
Dimensions:	300 x 90–120 x 300 mm (W x H x D)
Instl depth:	90–120 mm (floor)
Protection:	IP20
Load:	area load max. 120 kg
Supply line:	2 x front, 8 x lateral, 2 x back, 4 x below, each Ø 26 mm
Leveling:	30 mm
Flooring insert:	15 mm
Features:	Own floor covering can be integrated, can be closed with plugged in plugs.









8908HB

Item No:	**Opt. equipment** (more upon request)**:**
8908HB-1-0	8 x socket
8908HB-2-0	4 x socket, 4 x RJ45 double
8908HB-3-0	6 x socket, 6 x RJ45 single

Material:	stainless steel, aluminum
Dimensions:	300 x 90–120 x 300 mm (W x H x D)
Instl depth:	90–120 mm (floor)
Protection:	IP10
Load:	area load max. 120 kg
Supply line:	2 x front, 8 x lateral, 2 x back, 4 x below, each Ø 26 mm
Leveling:	30 mm
Flooring insert:	15 mm
Features:	Own floor covering can be integrated, can be closed with plugged in plugs.









Floor sockets
Outdoors



7002A

Item No:	Opt. equipment (more upon request):
7002A-1-3	2 x socket, 1 x RJ45 double

Material:	aluminum, stainless steel
Dimensions:	Ø 150 x 104 mm
Instl depth:	104 mm (floor)
Protection:	IP67
Load:	area load max. 900 kg
Supply line:	2 x below each Ø 25 mm, 2 x lateral each M25 x 1,5 mm
Features:	Can be locked with a special key, waterproof when closed.









7501AW

Item No:	Opt. equipment (more upon request):
7501AW-1-3	1x socket

Opt. parts:	12211 ground anchor (page 52) 12256 rain protection set (page 54)

Material:	aluminum, stainless steel
Dimensions:	Ø 114 x 82 mm
Instl depth:	80 mm (floor)
Protection:	IP67
Load:	area load max. 900 kg
Supply line:	2 x lateral, each M25 x 1,5 mm
Features:	Can be locked with a special key, waterproof when closed.









7601AW

Item No:	Opt. equipment (more upon request):
7601AW-1-3	1 x socket

Opt. parts:	12211 ground anchor (page 52) 12256 rain protection set (page 54)

Material:	aluminum, stainless steel
Dimensions:	100 x 82 x 100 mm (W x H x D)
Instl depth:	82 mm (floor)
Protection:	IP67
Load:	area load max. 900 kg
Supply line:	2 x lateral, each M25 x 1,5 mm
Features:	Can be locked with a special key, waterproof when closed.









7602AW

Item No:	Opt. equipment (more upon request):
7602AW-1-3	2 x socket
7602AW-2-3	1 x socket, 1x RJ45 single

Opt. parts:	12211 ground anchor (page 52) 12256 rain protection set (page 54)

Material:	aluminum, stainless steel
Dimensions:	200 x 82 x 100 mm (W x H x D)
Instl depth:	82 mm (floor)
Protection:	IP67
Load:	area load max. 900 kg
Supply line:	2 x front, 2 x back, each M25 x 1,5 mm
Features:	Can be locked with a special key, waterproof when closed.









7701AW

Item No:	Opt. equipment (more upon request):
7701AW-1-3	1x socket
7701AW-2-3	1x RJ45 single

Opt. parts:	12211 ground anchor (page 52) 12252 aluminum adjusting ring (page 53) 12256 rain protection set (page 54)
Material:	aluminum, stainless steel
Dimensions:	Ø 90 x 78,5 mm
Instl depth:	78,5 mm (floor)
Protection:	IP67
Load:	area load max. 900 kg
Supply line:	2 x lateral, each M25 x 1,5 mm
Features:	Can be locked with a special key, waterproof when closed.









7702A

Item No:	Opt. equipment (more upon request):
7702A-1-3	2 x socket

Opt. parts:	12210 ground anchor (page 51) 12251 aluminum adjusting ring (page 52) 12255 rain protection set (page 53)
Material:	aluminum, PVC, stainless steel
Dimensions:	Ø 170 x 120 mm
Instl depth:	120 mm (floor)
Protection:	IP67
Load:	area load max. 200 kg
Supply line:	2 x lateral, each M25 x 1,5 mm
Features:	Can be locked with a special key, waterproof when closed.









7704A

Item No: 7704A-1-3	**Opt. equipment** (more upon request)**:** 4 x socket
Opt. parts:	12210 ground anchor (see below) 12251 aluminum adjusting ring (page 52) 12255 rain protection set (page 53)
Material:	aluminum, PVC, stainless steel
Dimensions:	Ø 170 x 120 mm
Instl depth:	120 mm (floor)
Protection:	IP67
Load:	area load max. 200 kg
Supply line:	2 x lateral, each M25 x 1,5 mm
Features:	Can be locked with a special key, waterproof when closed.









12210

Parts for 7702A, 7704A and 7705A:
Item No. 12210 ground anchor

Ground anchor made from stainless steel for the installation of the floor sockets 7702A, 7704A and 7705A in the mortar bed.

Dimension: 150 x 70 x 15 mm (W x H x D)









12211

Parts for 7501AW, 7601AW, 7602AW and 7701AW:
Item No. 12211 ground anchor

Ground anchor made from stainless steel for the installation of the floor sockets 7501AW, 7601AW, 7602AW and 7701AW in a mortar bed.

Dimensions: 150 x 70 x 15 mm (W x H x D)









12251

Parts for 7702A, 7704A and 7705A:
Item No. 12251 aluminum adjusting ring

Adjusting ring made of solid aluminum for fastening the floor sockets 7702A, 7704A and 7705A in the wooden floor/hollow floor.

Aluminum adjusting ring dimension: Ø 200 x 8 mm









12252

Parts for 7701A:
Item No. 12252 aluminum adjusting ring

Adjusting ring made of solid aluminum for fastening the floor sockets 7701AW in the wooden floor/hollow floor.

Aluminum adjusting ring dimension: Ø 120 x 8 mm









12255

Parts for 7702A and 7704A:
Item No. 12255 attachment tube/tube and protective cap

Attachment pipe made of solid PVC (RAL 7011 grey) and protective cap made of soft PVC (black) to protect against rain when plugged in.

Dimension attachment pipe: Ø 170 x 120 mm
Dimension protective cap: Ø 174 x 62 mm







info@bodensteckdosen.com



12256

Parts for 7501AW, 7601AW, 7602AW and 7701AW:
Item No. 12256 attachment tube/tube and protective cap

Attachment pipe made of solid PVC (RAL 7011 grey) and protective cap made of soft PVC (black) to protect against rain when plugged in.

Dimension attachment pipe: Ø 79 x 80 mm
Dimension protective cap: Ø 82 x 42 mm









Underfloor trunking system

Underfloor trunking system | overview

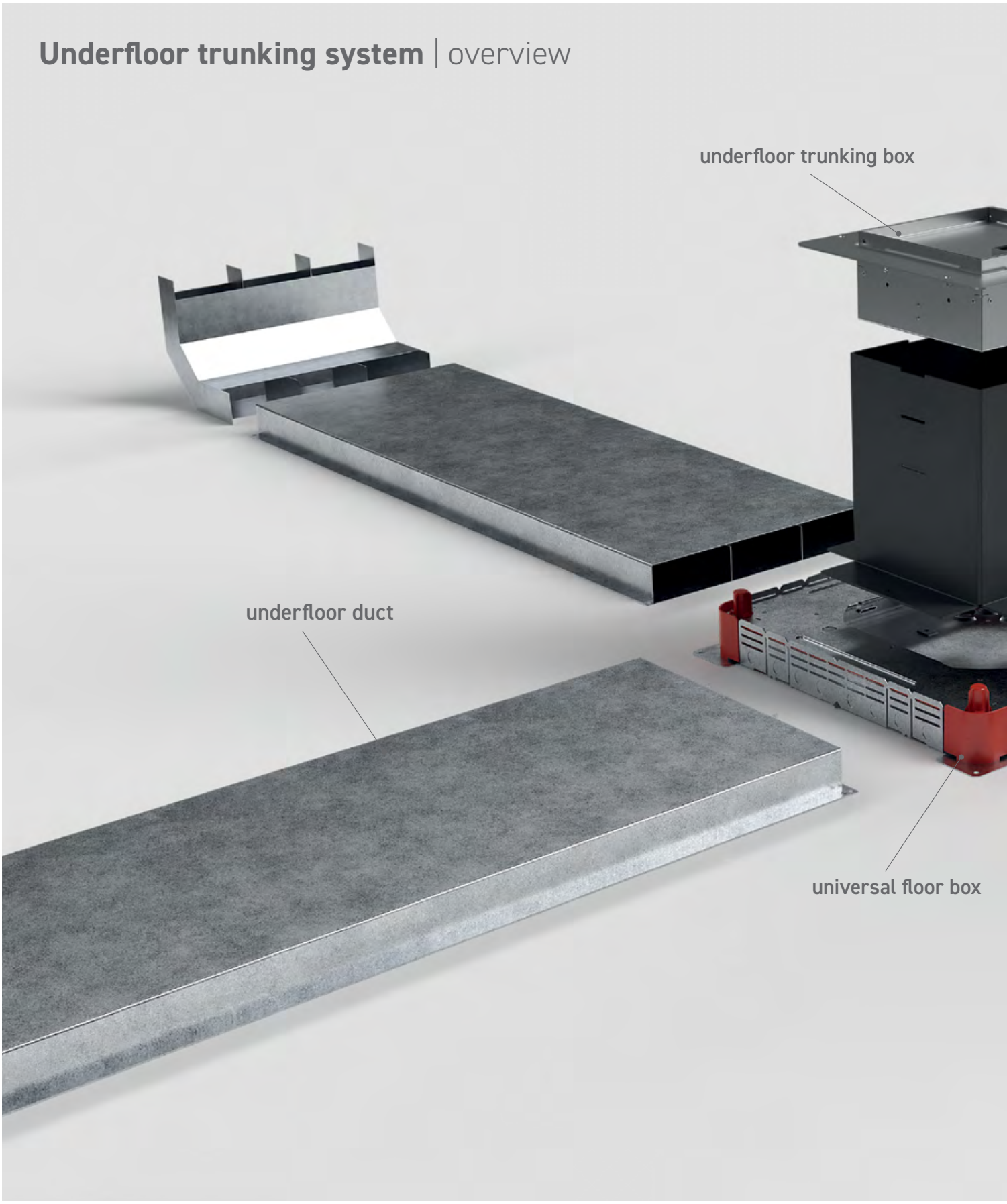

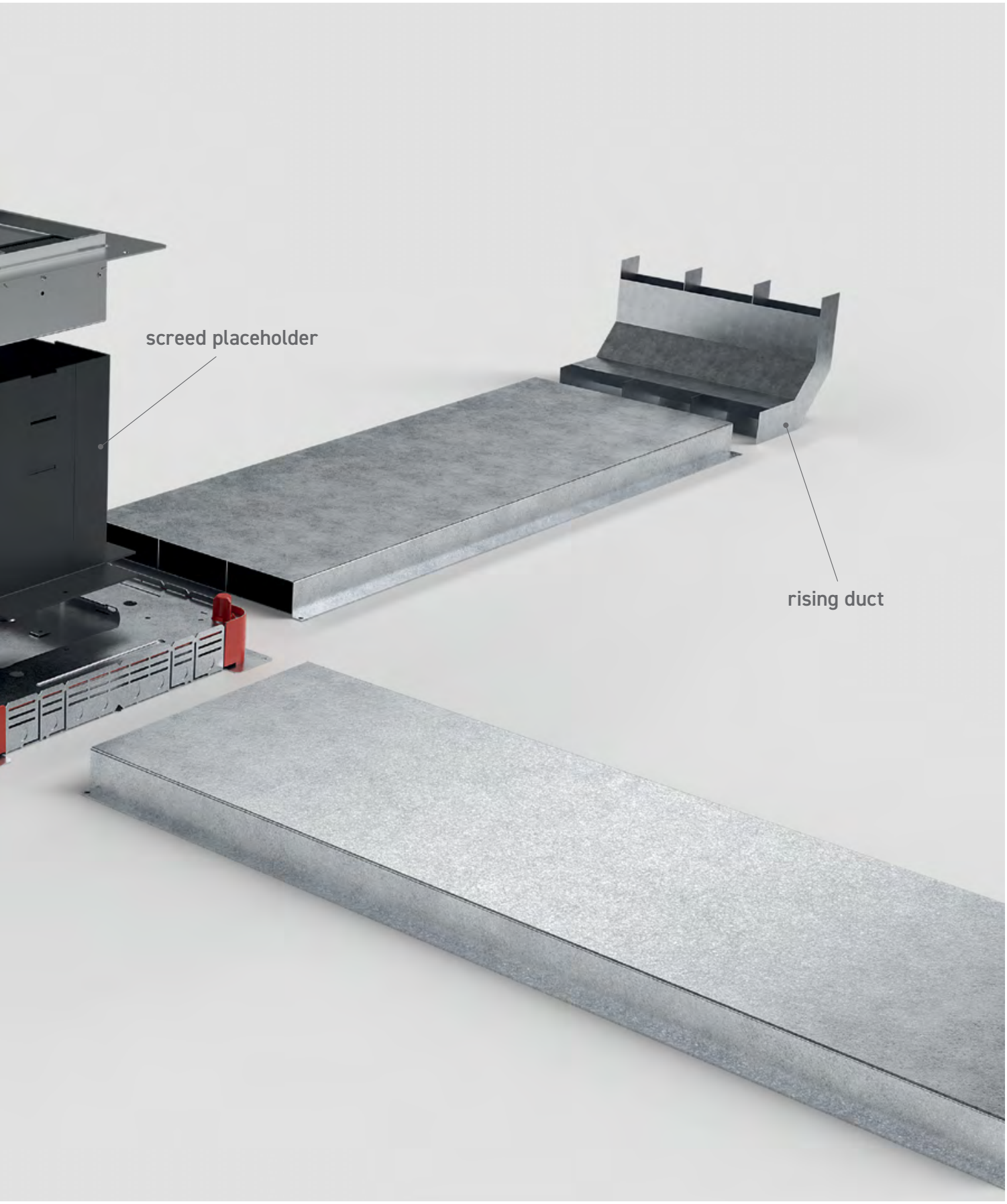
screed placeholder
rising duct



9008BB

Item No:	**Opt. equipment** (more upon request)**:**
9008B-0-0	Empty (pull and junction box)
9008BB-1-0	4 x socket, 4 x RJ45 double

Opt. parts: UFP12490 place holder (page 61)

Material: stainless steel
Dimensions: 300 x 100 x 300 mm (W x H x D)
Instl depth: 100 mm (floor)
Protection: IP10
Load: area load max. 120 kg
Supply line: Unten, open
Leveling: 30 mm
Flooring insert: 15 mm
Features: The lid can be closed with the power plugs plugged in.









9012BB

Item No:	**Opt. equipment** (more upon request)**:**
9012B-0-0	Empty (pull and junction box)
9012BB-1-0	8 x socket, 4 x RJ45 double

Opt. parts: UFP12491 place holder (page 61)

Material: stainless steel
Dimensions: 401 x 100 x 401 mm (W x H x D)
Instl depth: 100 mm (floor)
Protection: IP10
Load: area load max. 120 kg
Supply line: Unten, open
Leveling: 30 mm
Flooring insert: 15 mm
Features: The lid can be closed with the power plugs plugged in.









9110BB

Item No:	Opt. equipment (more upon request):
9110B-0-0	Empty (pull and junction box)
9110BB-1-0	7 x socket, 3 x RJ45 double

Opt. parts: UFP12492 place holder (page 61)

Material: stainless steel
Dimensions: Ø 330 x 92 mm (D x H)
Instl depth: 90 mm (floor)
Protection: IP10
Load: area load max. 200 kg
Supply line: Unten, open
Flooring insert: 15 mm
Features: The lid can be closed with the power plugs plugged in.









9208BB

Item No:	Opt. equipment (more upon request):
9208B-0-0	Empty (pull and junction box)
9208BB-1-0	4 x socket, 4 x RJ45 double

Opt. parts: UFP12490 place holder (page 61)

Material: stainless steel
Dimensions: 246 x 97 x 246 mm (W x H x D)
Instl depth: 95 mm (floor)
Protection: IP10
Load: area load max. 120 kg
Supply line: Unten, open
Leveling: 30 mm
Flooring insert: 15 mm
Features: The lid can be closed with the power plugs plugged in.









9212BB

Item No:	Opt. equipment (more upon request):
9212B-0-0	1 x Empty (pull and junction box)
9212BB-1-0	8 x socket, 4 x RJ45 double

Opt. parts: UFP12491 place holder (page 61)

Material: stainless steel
Dimensions: 346 x 97 x 346 mm (W x H x D)
Instl depth: 95 mm (floor)
Protection: IP10
Load: area load max. 120 kg
Supply line: Unten, open
Leveling: 30 mm
Flooring insert: 15 mm
Features: The lid can be closed with the power plugs plugged in.









UFD49048

Item No.	
UFD49048	universal floor box

Material: sendzimir galvanized sheet steel, plastic
Dimension: 492 x 79 x 492 mm (W x H x D)
Compatible:
- two-track
- three-track
- with track system 28 mm height
- with track system 38 mm height
- with track system: 48 mm height









UFP12490

Item No.
UFP12490 screed placeholder

Material: polypropylene (PP)
Dimension: 319 x 251 x 319 mm (W x H x D)
Compatible: 9008BB underfloor trunking box



UFP12491

Item No.
UFP12491 screed placeholder

Material: polypropylene (PP)
Dimension: 318 x 250 x 318 mm (W x H x D)
Compatible: 9012BB underfloor trunking box



UFP12492

Item No.
UFP12492 screed placeholder

Material: polypropylene (PP)
Dimension: Ø 315 x 250 mm (D x H)
Compatible: 9110B underfloor trunking box and 9908A floor box



UFK28350Z2

Item No.
UFK28350Z2 underfloor duct

Material: sendzimir galvanized sheet steel
Dimension: 350 x 28 x 3000 mm (W x H x D)
Compatible: · two-track
· with track system 28 mm height



UFK28350Z3

Item No.
UFK28350Z3 underfloor duct

Material: sendzimir galvanized sheet steel
Dimension: 350 x 28 x 3000 mm (W x H x D)
Compatible: · three-track
· with track system 28 mm height



UFK38350Z2

Item No.
UFK38350Z2 underfloor duct

Material: sendzimir galvanized sheet steel
Dimension: 350 x 38 x 3000 mm (W x H x D)
Compatible: · two-track
· with track system 38 mm height



UFK38350Z3

Item No.
UFK38350Z3 underfloor duct

Material: sendzimir galvanized sheet steel
Dimension: 350 x 38 x 3000 mm (W x H x D)
Compatible: · three-track
· with track system 38 mm height



UFK48350Z2

Item No.
UFK48350Z2 underfloor duct

Material: sendzimir galvanized sheet steel
Dimension: 350 x 48 x 3000 mm (W x H x D)
Compatible: · two-track
· with track system 48 mm height



UFK48350Z3

Item No.
UFK48350Z3 underfloor duct

Material: sendzimir galvanized sheet steel
Dimension: 350 x 48 x 3000 mm (W x H x D)
Compatible: · three-track
· with track system 48 mm height



UFSS28350Z2

Item No.
UFSS28350Z2 rising duct

Material: sendzimir galvanized sheet steel
Dimension: 350 x 121 x 145 mm (W x H x D)
Compatible: · two-track rising duct
· with track system 28 mm height



UFSS28350Z3

Item No.
UFSS28350Z3 rising duct

Material: sendzimir galvanized sheet steel
Dimension: 350 x 121 x 145 mm (W x H x D)
Compatible: · three-track rising duct
· with track system 28 mm height



UFSS38350Z2

Item No.
UFSS38350Z2 rising duct

Material: sendzimir galvanized sheet steel
Dimension: 350 x 121 x 145 mm (W x H x D)
Compatible: · two-track rising duct
· with track system 38 mm height



UFSS38350Z3

Item No.
UFSS38350Z3 rising duct

Material: sendzimir galvanized sheet steel
Dimension: 350 x 121 x 145 mm (W x H x D)
Compatible: · three-track rising duct
· with track system 38 mm height



UFSS48350Z2

Item No.
UFSS48350Z2 rising duct

Material: sendzimir galvanized sheet steel
Dimension: 350 x 121 x 145 mm (W x H x D)
Compatible: · two-track rising duct
· with track system 48 mm height



UFSS48350Z3

Item No.
UFSS48350Z3 rising duct

Material: sendzimir galvanized sheet steel
Dimension: 350 x 121 x 145 mm (W x H x D)
Compatible: · three-track rising duct
· with track system 48 mm height



CEE floor tanks



6522A

Item No:	**Opt. equipment** (more upon request):
6522A-1-3	1 x CEE 5/16A, 1 x CEE 5/32A, 2 x socket

Material:	aluminum, stainless steel
Dimensions:	400 x 117 x 400 mm (W x H x D)
Instl depth:	117 mm (floor)
Protection:	IP65
Load:	area load max. 900 kg
Supply line:	4 x back, each Ø 25 mm
Features:	Can be locked with tools.









6523Q

Item No:	**Opt. equipment** (more upon request):
6523Q-1-3	1 x CEE 5/16A, 1 x CEE 5/32A, 3 x socket

Material:	aluminum, stainless steel
Dimensions:	400 x 167 x 400 mm (W x H x D)
Instl depth:	167 mm (floor)
Protection:	IP65 (with attached tube IP12)
Load:	area load max. 900 kg
Supply line:	5 x back, each Ø 25 mm
Features:	Can be closed with tools and can be used with the lid closed via the tube.









6610A

Item No:	Opt. equipment (more upon request):
6610A-1-3	1 x CEE 5/16A
6610A-2-3	1 x CEE 5/32A

Material:	aluminum, stainless steel
Dimensions:	256 x 210 x 500 mm (W x H x D)
Instl depth:	210 mm (floor)
Protection:	IP67 (devices)
Load:	area load max. 6500 kg
Supply line:	2 x front, each Ø 32 mm
Drainage:	1 x below drainage opening 50 mm
Features:	Can be closed with tools, lid can be closed with plugged-in plugs. When closed, the floor tank is not watertight. In outdoor areas, a drainage pipe must be installed on site to ensure that the housing is drained. Lid with gas pressure spring.









6620A

Item No:	Opt. equipment (more upon request):
6620A-1-3	1 x CEE 5/16A, 1 x CEE 5/32A

Material:	aluminum, stainless steel
Dimensions:	306 x 210 x 500 mm (W x H x D)
Instl depth:	210 mm (floor)
Protection:	IP67 (devices)
Load:	area load max. 6500 kg
Supply line:	2 x front, each Ø 32 mm
Drainage:	1 x below drainage opening 50 mm
Features:	Can be closed with tools, lid can be closed with plugged-in plugs. When closed, the floor tank is not watertight. In outdoor areas, a drainage pipe must be installed on site to ensure that the housing is drained. Lid with gas pressure spring.









6710A

Item No.	Opt. equipment (more upon request):
6710A-1-3	1 x coupling socket
6710A-2-3	1 x coupling CEE 5/16A 400V/6h
6710A-3-3	1 x coupling CEE 5/32A 400V/6h

Opt. parts:	12261 gel junction sleeve 5 x 6mm² 12262 support plate for installation 12363 socket plug IP68
Material:	aluminum, stainless steel
Dimension:	206 x 474 x 200 mm (W x H x D)
Instl depth:	474 mm (floor)
Protection:	IP67 (CEE-coupling), IP68 (socket-coupling)
Load:	area load max. 7500 kg
Supply line:	2 x lateral, each Ø 25 mm
Drainage:	1 x below drainage opening 50 mm
Feature:	Lid with anti-slip coating.









7012A

Item No:	Opt. equipment (more upon request):
7012A-1-3	1 x CEE 5/16A 400V/6h, 2 x socket
7012A-2-3	1 x CEE 5/32A 400V/6h, 2 x socket

Material:	aluminum, stainless steel
Dimensions:	Ø 200 x 148 mm
Instl depth:	148 mm (floor)
Protection:	IP67
Load:	area load max. 900 kg
Supply line:	3 x below, each Ø 25 mm / 2x lateral, each M25 x 1,5 mm
Features:	Can be locked with a special key.









7012A63

Item No:	**Opt. equipment** (more upon request):
7012A-1-3-63	1 x CEE 5/63A 400V/6h

Material:	aluminum, stainless steel
Dimensions:	Ø 200 x 223 mm
Instl depth:	223 mm (floor)
Protection:	IP67
Load:	area load max. 900 kg
Supply line:	1 x below, Ø 43 mm
Features:	Can be locked with a special key.









7022A

Item No:	**Opt. equipment** (more upon request):
7022A-1-3	1x CEE 5/16A 400V/6h, 1x CEE 5/32A 400V/6h, 2x socket

Material:	aluminum, stainless steel
Dimensions:	Ø 250 x 148 mm
Instl depth:	148 mm (floor)
Protection:	IP67
Load:	area load max. 900 kg
Supply line:	3 x below, each Ø 25 mm / 2x lateral, each M25 x 1,5 mm
Features:	Can be locked with a special key.









7705A

Item No:	**Opt. equipment** (more upon request):
7705A-1-3	1 x CEE 5/16A 400V/6h
7705A-2-3	1 x CEE 5/32A 400V/6h

Opt. parts:	12210 ground anchor (page 51) 12251 aluminum adjusting ring (page 52)
Material:	PVC, aluminum
Dimensions:	Ø 170 x 120 mm
Instl depth:	120 mm (floor)
Protection:	IP67
Load:	area load max. 200 kg
Supply line:	2 x lateral, each M25 x 1,5
Features:	Can be locked with a special key.









8310A

Item No:	**Opt. equipment** (more upon request):
8310A-1-3	1 x CEE 5/16A 400V/6h
8310A-2-3	1 x CEE 5/32A 400V/6h

Opt. parts:	12184 screed placeholder made of EPS (upon request)
Material:	aluminum, stainless steel
Dimensions:	150 x 130 x 150 mm (W x H x D)
Instl depth:	130 mm (floor)
Protection:	IP65
Load:	area load max. 900 kg
Supply line:	2 x back, each Ø 25 mm
Features:	Can be locked without tools.









8314A

Item No:	**Opt. equipment** (more upon request)**:**
8314A-1-3	1 x CEE 5/16A 400V/6h, 2 x socket, 2 x RJ45 double
8314A-2-3	1 x CEE 5/32A 400V/6h, 2 x socket, 2 x RJ45 double
Opt. parts:	12185 screed placeholder made of EPS (upon request)
Material:	aluminum, stainless steel
Dimensions:	250 x 131 x 160 mm (W x H x D)
Instl depth:	131 mm (floor)
Protection:	IP65
Load:	area load max. 500 kg
Supply line:	4 x back, each Ø 25 mm
Features:	Can be locked without tools. With cable protection.









Retractable power distributors



SV111

Item No:	Opt. equipment (more upon request):
SV111-1-3	1 x socket

Material:	aluminum
Dimensions:	Ø 126 x 152 mm
Base plate:	145 x 145 mm (B x T)
Instl depth:	149 mm (floor)
Protection:	IP67
Load:	area load max. 900 kg
Supply line:	2 x lateral, each M25 x 1,5 mm
Features:	Saltwater resistant, watertight when closed. Includes special key for opening and closing and connection kit with potting compound.









SV112

Item No:	Opt. equipment (more upon request):
SV112-1-3	1 x socket

Material:	aluminum
Dimensions:	125 x 152 x 125 mm (W x H x D)
Base plate:	145 x 145 mm (B x T)
Instl depth:	149 mm (floor)
Protection:	IP67
Load:	area load max. 900 kg
Supply line:	2 x lateral, each M25 x 1,5 mm
Features:	Saltwater resistant, watertight when closed. Includes special key for opening and closing and connection kit with potting compound.









SV301

Item No:	Opt. equipment (more upon request):
SV301-1-3	4 x socket
SV301-2-3	1 x CEE 5/16A 400V/6h
SV301-3-3	1 x CEE 5/32A 400V/6h
SV301-4-3	3 x socket, 1 x CEE adapter 5/16A 400V/6h

Material:	aluminum
Dimensions:	Ø 210 x 234 mm
Base plate:	Ø 280 mm
Instl depth:	229 mm (floor)
Protection:	IP67
Load:	area load max. 6,5 t
Supply line:	4 x lateral: 2 x M25 x 1,5 mm / 2 x M32 x 1,5
Features:	Saltwater resistant, watertight when closed. Includes special key for opening and closing and connection kit with potting compound.









SV302

Item No:	Opt. equipment (more upon request):
SV302-1-3	4 x socket
SV302-2-3	1 x CEE 5/16A 400V/6h
SV302-3-3	1 x CEE 5/32A 400V/6h
SV302-4-3	3 x socket, 1 x CEE adapter 5/16A 400V/6h

Material:	aluminum
Dimensions:	205 x 234 x 205 mm (W x H x D)
Base plate:	Ø 280 mm
Instl depth:	229 mm (floor)
Protection:	IP67
Load:	area load max. 6,5 t
Supply line:	4 x lateral: 2 x M25 x 1,5 mm / 2 x M32 x 1,5
Features:	Saltwater resistant, watertight when closed. Includes special key for opening and closing and connection kit with potting compound.









SV501

Item No:	**Opt. equipment** (more upon request):
SV501-1-3	8 x socket
SV501-2-3	1 x CEE 5/16A 400V/6h, 6 x socket
SV501-3-3	1 x CEE 5/32A 400V/6h, 6 x socket
SV501-4-3	1 x CEE 5/16A 400V/6h, 1 x CEE 5/32A 400V/6h, 4 x socket

Opt. parts:	12250 heating element including fuse (upon request)
Material:	stainless steel, aluminum
Dimensions:	500 x 256 x 400 mm (W x H x D)
Instl depth:	251 mm (floor)
Protection:	IP65
Load:	area load max. 6,5 t
Supply line:	4 x lateral: 2 x Ø 25 mm / 2 x Ø 32 mm
Drainage:	1 x below Ø 50 mm
Features:	Saltwater resistant, waterproof when closed and open. Raised and lowered with a crank.









Power bollards


Color DB703

ES102

Item No:	**Opt. equipment** (more upon request):
ES102-1-7	2 x socket (Color: DB703)
ES102-1-10	2 x socket (Color: black RAL 9017 frosted)
Parts:	BAES102 ground anchor (page 92)
Material:	stainless steel
Dimensions:	100 x 255 x 80 mm (W x H x D)
Base plate:	130 x 110 mm (B x T)
Protection:	IP44
Supply line:	2 x below, each Ø 25 mm
Weight:	3500 g


Color RAL 9017





ES301

Item No:	**Opt. equipment** (more upon request):
ES301-1-2	2 x socket
ES301-2-2	1 x socket, 1 x switch
Parts:	BAES301 ground anchor (page 92)
Material:	stainless steel
Dimensions:	100 x 230 x 62,5 mm (W x H x D)
Base plate:	130 x 82 mm (B x T)
Protection:	IP44
Supply line:	2 x below, each Ø 25 mm
Color:	stainless steel
Weight:	1200 g






Color DB703

ES321

Item No:	Opt. equipment (more upon request):
ES321-1-6/7	2 x socket, 2 x CEE 3/16A (Color: DB701/DB703)
ES321-2-6/7	2 x socket, 1 x CEE 5/16A (Color: DB701/DB703)
ES321-3-6/7	4 x socket (Color: DB701/DB703)
ES321-4-6/7	1 x socket, 1 x CEE 5/15A (Color: DB701/DB703)
ES321-5-6/7	2 x socket (Color: DB701/DB703)

Parts: BAES321 ground anchor (page 93)

Material: stainless steel
Dimensions: Ø 129 x 444 mm
Base plate: Ø 180 mm
Protection: IP44
Supply line: from below
Weight: 3700 g


Color DB701


Color DB703


Color DB703

ES323

Item No:	Opt. equipment (more upon request):
ES323-1-6	1 x CEE 5/16A, 4 x CEE 3/16A (Color: DB701)
ES323-1-7	1 x CEE 5/16A, 4 x CEE 3/16A (Color: DB703)
ES323-2-6	2 x socket, 2 x CEE 5/16A (Color: DB701)
ES323-2-7	2 x socket, 2 x CEE 5/16A (Color: DB703)

Parts: BAES323 ground anchor (page 93)

Material: stainless steel
Dimensions: Ø 154 x 698 mm
Base plate: Ø 210 mm
Protection: IP44
Supply line: from below
Weight: 6400 g


Color DB701


Color DB703









ES323-EM

Item No:	**Opt. equipment** (more upon request):
ES323-3-6-EM	4 x socket, 4 x FI/LS 3P16 (Color: DB701)
ES323-3-7-EM	4 x socket, 4 x FI/LS 3P16 (Color: DB703)
ES323-4-6-EM	4 x socket (Color: DB701)
ES323-4-7-EM	4 x socket (Color: DB703)
ES323-5-6-EM	4 x socket, with hinged window (Color: DB701)
ES323-5-7-EM	4 x socket, with hinged window (Color: DB703)

Parts:	BAES323 ground anchor (page 93)
Material:	stainless steel
Dimensions:	Ø 154 x 698 mm
Base plate:	Ø 210 mm
Protection:	IP44
Supply line:	from below
Weight:	6,3 kg

ES401

Item No:	**Opt. equipment** (more upon request):
ES401-1-1	4 x CEE 3/16A 230V/6h
ES401-2-1	4 x socket, 1 x CEE 5/16A 400V/6h, 1 x CEE 5/32A 400V/6h
ES401-3-1	4 x socket, 1 x CEE 5/16A 400V, 1 x CEE 5/32A 400V, with hinged window
ES401-4-1	4 x CEE 3/16A, with hinged window

Fuse:	adapted to the respective equipment
Connection:	1 x terminal box 2 x 5 x 10 mm²
Parts:	BAES401 ground anchor (page 94)
Material:	stainless steel
Dimensions:	180 x 1207 x 133 mm (W x H x D)
Base plate:	230 x 235 mm (B x T)
Protection:	IP44
Supply line:	from below
Color:	stainless steel
Weight:	11,68 kg













ES882-1

Item No:	**Opt. equipment** (more upon request):
ES882-1-6-650	4 x CEE 3/16A (Color DB701)
ES882-1-6-1000	4 x CEE 3/16A (Color DB701)
ES882-1-6-L-650	4 x CEE 3/16A, lighting (Color DB701)
ES882-1-6-L-1000	4 x CEE 3/16A, lighting (Color DB701)
ES882-1-7-650	4 x CEE 3/16A (Color DB703)
ES882-1-7-1000	4 x CEE 3/16A (Color DB703)

Parts:	BAES882 ground anchor (page 94)
Material:	aluminum
Dimensions:	229 x 650/1000 x 229 mm (W x H x D)
Protection:	IP44
Supply line:	1 x below Ø 52 mm
Color:	DB701, DB703
Weight:	6,1 kg
With lighting	
Light bulbs:	lamp GX53 (LED)
Switching:	via twilight sensor
Luminous flux:	470 lm
Color temp:	2700 K
Connected load:	4,9 Watt
Lifespan:	15.000 h

ES882-2

Item No:	**Opt. equipment** (more upon request):
ES882-2-6-650	2 x socket, 1 x CEE 5/16A (Color DB701)
ES882-2-6-1000	2 x socket, 1 x CEE 5/16A (Color DB701)
ES882-2-6-L-650	2 x socket, 1 x CEE 5/16A, lighting (Color DB701)
ES882-2-6-L-1000	2 x socket, 1 x CEE 5/16A, lighting (Color DB701)
ES882-2-7-650	2 x socket, 1 x CEE 5/16A (Color DB703)
ES882-2-7-1000	2 x socket, 1 x CEE 5/16A (Color DB703)

Parts:	BAES882 ground anchor (page 94)
Material:	aluminum
Dimensions:	125 x 650/1000 x 203 mm (W x H x D)
Protection:	IP44
Supply line:	1 x below Ø 52 mm
Color:	DB701, DB703
Weight:	5,9 kg
With lighting	
Light bulbs:	lamp GX53 (LED)
Switching:	via twilight sensor
Luminous flux:	470 lm
Color temp:	2700 K
Connected load:	4,9 Watt
Lifespan:	15.000 h

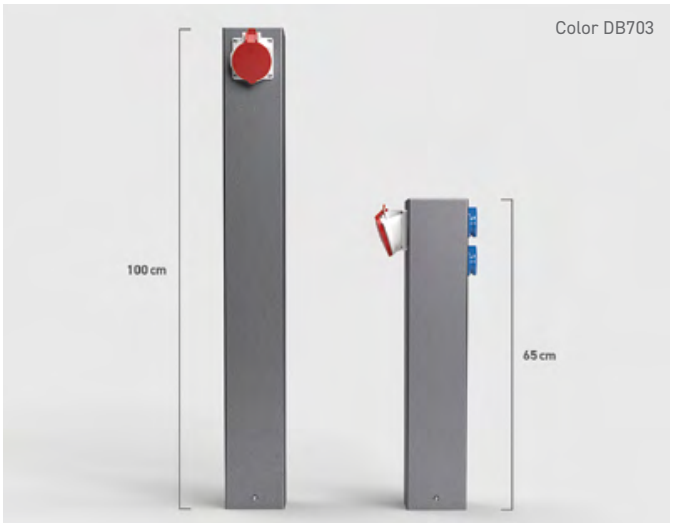











ES882-3

Item No:	**Opt. equipment** (more upon request):
ES882-3-6-650	2 x socket, 1 x CEE 5/32A (Color DB701)
ES882-3-6-1000	2 x socket, 1 x CEE 5/32A (Color DB701)
ES882-3-6-L-650	2 x socket, 1 x CEE 5/32A, lighting (Color DB701)
ES882-3-6-L-1000	2 x socket, 1 x CEE 5/32A, lighting (Color DB701)
ES882-3-7-650	2 x socket, 1 x CEE 5/32A (Color DB703)
ES882-3-7-1000	2 x socket, 1 x CEE 5/32A (Color DB703)

Parts:	BAES882 ground anchor (page 94)
Material:	aluminum
Dimensions:	125 x 650/1000 x 214 mm (W x H x D)
Protection:	IP44
Supply line:	1 x below Ø 52 mm
Color:	DB701, DB703
Weight:	6 kg
With lighting	
Light bulbs:	lamp GX53 (LED)
Switching:	via twilight sensor
Luminous flux:	470 lm
Color temp:	2700 K
Connected load:	4,9 Watt
Lifespan:	15.000 h

ES882-4

Item No:	**Opt. equipment** (more upon request):
ES882-4-6-650	2 x socket (Color DB701)
ES882-4-6-1000	2 x socket (Color DB701)
ES882-4-6-L-650	2 x socket, lighting (Color DB701)
ES882-4-6-L-1000	2 x socket, lighting (Color DB701)
ES882-4-7-650	2 x socket (Color DB703)
ES882-4-7-1000	2 x socket (Color DB703)

Parts:	BAES882 ground anchor (page 94)
Material:	aluminum
Dimensions:	125 x 650/1000 x 137 mm (W x H x D)
Protection:	IP44
Supply line:	1 x below Ø 52 mm
Color:	DB701, DB703
Weight:	6 kg
With lighting	
Light bulbs:	lamp GX53 (LED)
Switching:	via twilight sensor
Luminous flux:	470 lm
Color temp:	2700 K
Connected load:	4,9 Watt
Lifespan:	15.000 h













ES884-1

Item No:	**Opt. equipment** (more upon request):
ES884-1-6-800	4 x CEE 3/16A, 2 x water connection
ES884-1-6-1000	4 x CEE 3/16A, 2 x water connection
ES884-1-6-1200	4 x CEE 3/16A, 2 x water connection
ES884-1-6-L-800	4 x CEE 3/16A, 2 x water connection, lighting
ES884-1-6-L-1000	4 x CEE 3/16A, 2 x water connection, lighting
ES884-1-6-L-1200	4 x CEE 3/16A, 2 x water connection, lighting

Fuse:	4 x RCBO, 16A, 0.03A, 2-p 1 x load-break switch 63A/400V, 4-pole
Connection:	1 x main line branch clamp HLAK 25mm², 5pol.
Parts:	BAES884 ground anchor (page 95)
Material:	aluminum
Dimensions:	254 x 800/1000/1200 x 350 mm (W x H x D)
Protection:	IP44
Supply line:	1 x below opening
Color:	DB701
With lighting	
Light bulbs:	lamp GX53 (LED)
Switching:	via twilight sensor
Luminous flux:	470 lm
Color temp:	2700 K
Connected load:	4,9 Watt
Lifespan:	15.000 h

ES884-2

Item No:	**Opt. equipment** (more upon request):
ES884-2-6-800	4 x socket, 1 x CEE 5/16A, 1 x CEE 5/32A
ES884-2-6-1000	4 x socket, 1 x CEE 5/16A, 1 x CEE 5/32A
ES884-2-6-1200	4 x socket, 1 x CEE 5/16A, 1 x CEE 5/32A
ES884-2-6-L-800	4 x socket, 1 x CEE 5/16A, 1 x CEE 5/32A, lighting
ES884-2-6-L-1000	4 x socket, 1 x CEE 5/16A, 1 x CEE 5/32A, lighting
ES884-2-6-L-1200	4 x socket, 1 x CEE 5/16A, 1 x CEE 5/32A, lighting

Fuse:	2 x MCB, B16, 1-p • 1 x MCB, C16, 3-p • 1 x MCB, C32, 3-p 1 x RCCB, 40A, 0.03A, 4-p
Connection:	1 x main line branch clamp HLAK 25mm², 5pol.
Parts:	BAES884 ground anchor (page 95)
Material:	aluminum
Dimensions:	253 x 800/1000/1200 x 271 mm (W x H x D)
Protection:	IP44
Supply line:	1 x below opening
Color:	DB701
With lighting	
Light bulbs:	lamp GX53 (LED)
Switching:	via twilight sensor
Luminous flux:	470 lm
Color temp:	2700 K
Connected load:	4,9 Watt
Lifespan:	15.000 h


Color DB703


Color DB703





ESP14

Item No:	**Opt. equipment** (more upon request):
ESP14-1-6	4 x socket, 1 x CEE 5/16A 400V/6h (Color DB701)
ESP14-1-7	4 x socket, 1 x CEE 5/16A 400V/6h (Color DB703)
ESP14-2-6	4 x socket, 1 x CEE 5/32A 400V/6h (Color DB701)
ESP14-2-7	4 x socket, 1 x CEE 5/32A 400V/6h (Color DB703)

Fuse:	adapted to the respective equipment
Parts:	BAESP14 ground anchor (page 95)
Material:	stainless steel
Dimensions:	Ø 304 x 1131 mm
Base plate:	Ø 350 mm
Protection:	IP44
Supply line:	from below
Weight:	36 kg
Features:	Lockable with a profile half-cylinder lock. Can be closed with the power plugs plugged in. The sockets are protected by residual current circuit breakers (RCCBs) and fully wired.

ESP24

Item No:	**Opt. equipment** (more upon request):
ESP24-1-6	1 x CEE 5/32A, 1 x CEE 5/16A, 4 x socket (Color DB701)
ESP24-1-7	1 x CEE 5/32A, 1 x CEE 5/16A, 4 x socket (Color DB703)
ESP24-2-6	1 x CEE 5/32A, 1 x CEE 5/16A, 8 x socket (Color DB701)
ESP24-2-7	1 x CEE 5/32A, 1 x CEE 5/16A, 8 x socket (Color DB703)
ESP24-3-6	1 x CEE 5/32A, 1 x CEE 5/16A, 4 x socket · 1 x water connection (Color DB701)
ESP24-3-7	1 x CEE 5/32A, 1 x CEE 5/16A, 4 x socket · 1 x water connection (Color DB703)
ESP24-4-6	1 x 63A, 1 x CEE 5/32A, 1 x CEE 5/16A, 4 x socket (Color DB701)
ESP24-4-7	1 x 63A, 1 x CEE 5/32A, 1 x CEE 5/16A, 4 x socket (Color DB703)

Fuse:	adapted to the respective equipment
Parts:	BAESP24 ground anchor (page 96)
Material:	stainless steel
Dimensions:	Ø 356 x 1145 mm
Base plate:	Ø 450 mm
Protection:	IP44
Supply line:	from below
Weight:	43 kg
Features:	Lockable with a profile half-cylinder lock. Can be closed with the power plugs plugged in. The sockets are protected by residual current circuit breakers (RCCBs) and fully wired.


Color DB703


Color DB703





ESP14-L

Item No:	Opt. equipment (more upon request):
ESP14-1-6-L	4 x socket, 1 x CEE 5/16A 400V/6h (Color DB701)
ESP14-1-7-L	4 x socket, 1 x CEE 5/16A 400V/6h (Color DB703)
ESP14-2-6-L	4 x socket, 1 x CEE 5/32A 400V/6h (Color DB701)
ESP14-2-7-L	4 x socket, 1 x CEE 5/32A 400V/6h (Color DB703)

Fuse:	adapted to the respective equipment
Parts:	BAESP14 ground anchor (page 95)
Material:	stainless steel
Dimensions:	Ø 304 x 1131 mm
Base plate:	Ø 350 mm
Protection:	IP44
Supply line:	from below
Weight:	36 kg
Features:	Lockable with a profile half-cylinder lock. Can be closed with the power plugs plugged in. The sockets are protected by residual current circuit breakers (RCCBs) and fully wired. With indirect lighting in the lid.

ESP24-L

Item No:	Opt. equipment (more upon request):
ESP24-1-6-L	1 x CEE 5/32A, 1 x CEE 5/16A, 4 x socket (Color DB701)
ESP24-1-7-L	1 x CEE 5/32A, 1 x CEE 5/16A, 4 x socket (Color DB703)
ESP24-2-6-L	1 x CEE 5/32A, 1 x CEE 5/16A, 8 x socket (Color DB701)
ESP24-2-7-L	1 x CEE 5/32A, 1 x CEE 5/16A, 8 x socket (Color DB703)
ESP24-3-6-L	1 x CEE 5/32A, 1 x CEE 5/16A, 4 x socket · 1 x water connection (Color DB701)
ESP24-3-7-L	1 x CEE 5/32A, 1 x CEE 5/16A, 4 x socket · 1 x water connection (Color DB703)
ESP24-4-6-L	1 x 63A, 1 x CEE 5/32A, 1 x CEE 5/16A, 4 x socket (Color DB701)
ESP24-4-7-L	1 x 63A, 1 x CEE 5/32A, 1 x CEE 5/16A, 4 x socket (Color DB703)

Fuse:	adapted to the respective equipment
Parts:	BAESP24 ground anchor (page 96)
Material:	stainless steel
Dimensions:	Ø 356 x 1145 mm
Base plate:	Ø 450 mm
Protection:	IP44
Supply line:	from below
Weight:	43 kg
Features:	Lockable with a profile half-cylinder lock. Can be closed with the power plugs plugged in. The sockets are protected by residual current circuit breakers (RCCBs) and fully wired. With indirect lighting in the lid.









EST12

Item No:	Opt. equipment (more upon request):
EST12-1-1	2 x CEE 3/16A 230V/6h
EST12-2-1	4 x socket
EST12-3-1	2 x socket, 1 x CEE 5/16A 400V/6h
EST12-4-1	2 x socket, 1 x CEE 5/32A 400V/6h

Fuse:	adapted to the respective equipment
Parts:	BAEST12 ground anchor (page 96)
Material:	stainless steel
Dimensions:	265 x 687 x 205 mm (W x H x D)
Protection:	IP44
Supply line:	1 x below opening
Color:	stainless steel
Weight:	20 kg
Features:	With cable outlet. Lockable via a rotary cylinder lock, even with standard plugs. The sockets are protected by residual current circuit breakers (RCCBs) and fully wired. The housing can be removed like a cover, simplifying assembly and installation.

EST21

Item No:	Opt. equipment (more upon request) Color stainless steel
EST21-1-1	4 x socket, 1 x CEE 16A, 1 x CEE 32A
EST21-2-1	2 x socket, 1 x CEE 32A, 1 x CEE 63A
EST21-3-1	1 x CEE 16A, 1 x CEE 32A, 1 x CEE 63A
Item No:	**Opt. equipment** (more upon request) **Color DB703**
EST21-1-7	4 x socket, 1 x CEE 16A, 1 x CEE 32A
EST21-2-7	2 x socket, 1 x CEE 32A, 1 x CEE 63A
EST21-3-7	1 x CEE 16A, 1 x CEE 32A, 1 x CEE 63A

Fuse:	adapted to the respective equipment
Connection:	1 x main line branch clamp HLAK 25mm², 5pol.
Material:	stainless steel
Dimensions:	500 x 999 x 295 mm (W x H x D)
Protection:	IP44
Supply line:	1 x below open
Color:	stainless steel (brushed), DB703
Weight:	39–40 kg
Features:	Lockable with a profile half-cylinder lock. Can be closed with the power plugs plugged in. The sockets are protected by residual current circuit breakers (RCCBs) and fully wired.









EST24

Item No:	**Opt. equipment** (more upon request)
EST24-1-1	1 x CEE 5/32A, 1 x CEE 5/16A, 4 x socket
Fuse:	2 x MCB, B16, 1-p · 1 x MCB, C16, 3-p · 1 x MCB, C32, 3-p 1 x RCCB, 40A, 0.03A, 4-p
Parts:	BAEST24 ground anchor (page 97) 12301 base (see right)
Material:	stainless steel
Dimensions:	425 x 1000 x 285 mm (W x H x D)
Protection:	IP44
Supply line:	1 x below 200 x 150 mm
Color:	stainless steel
Weight:	31 kg
Features:	Lockable with a profile half-cylinder lock. Can be closed with the power plugs plugged in. The sockets are protected by residual current circuit breakers (RCCBs) and fully wired.

12301

Parts for:	**EST24 and EST25**
Item No:	12301 base
Material:	stainless steel
Dimensions:	420 x 271 x 280 mm (W x H x D)
Supply line:	Unten and above open
Color:	stainless steel
Weight:	8,65 kg
Features:	The base serves as a foundation for the power column and provides space for connecting, for example, rigid and inflexible cables that are firmly embedded in concrete. Additionally, the power column can be quickly and easily removed from the base. Ideal for flood-prone areas.









EST25

Item No:	**Opt. equipment** (more upon request):
EST25-1-1	8 x socket, 2 x CEE 5/16A, 2 x CEE 5/32A
EST25-2-1	4 x socket, 1 x CEE 5/16A, 1 x CEE 5/32A, 1 x CEE 5/63A
EST25-3-1	4 x socket, 2 x CEE 5/16A, 2 x CEE 5/32A, 1 x CEE 5/63A

Fuse:	adapted to the respective equipment
Connection:	1 x main line branch clamp HLAK 25mm², 5pol.
Parts:	BAEST25 ground anchor (page 97) 12301 base (page 89)
Material:	stainless steel
Dimensions:	425 x 1310 x 285 mm (W x H x D)
Protection:	IP44
Supply line:	1 x below, 200 x 150 mm
Color:	stainless steel
Weight:	41 kg
Features:	Lockable using a profile half-cylinder. Can be closed with the power plugs plugged in. The sockets are integrated into the plastic housing, protected by RCBOs and fully wired.

EST31

Item No:	**Opt. equipment** (more upon request) **Color stainless steel**
EST31-1-1	6 x socket, 4 x CEE 16A, 4 x CEE 32A
EST31-2-1	6 x socket, 2 x CEE 16A, 2 x CEE 32A, 1 x CEE 63A
EST31-3-1	6 x socket, each 1 x CEE 16A, CEE 32A, CEE 63A, CEE 125A
EST31-4-1	6 x socket, 1 x CEE 16A, 1 x CEE 32A, 2 x CEE 63A

Item No:	**Opt. equipment** (more upon request) **Color DB703**
EST31-1-7	6 x socket, 4 x CEE 16A, 4 x CEE 32A
EST31-2-7	6 x socket, 2 x CEE 16A, 2 x CEE 32A, 1 x CEE 63A
EST31-3-7	6 x socket, each 1 x CEE 16A, CEE 32A, CEE 63A, CEE 125A
EST31-4-7	6 x socket, 1 x CEE 16A, 1 x CEE 32A, 2 x CEE 63A

Fuse:	adapted to the respective equipment
Connection:	1 x main line branch clamp HLAK 25mm², 5pol.
Material:	stainless steel
Dimensions:	600 x 1299 x 345 mm (W x H x D)
Protection:	IP44
Supply line:	1 x below open
Color:	stainless steel (brushed), DB703
Weight:	64–65 kg
Features:	Lockable with a profile half-cylinder lock. Can be closed with the power plugs plugged in. The sockets are protected by residual current circuit breakers (RCCBs) and fully wired.



Ground anchors



BAES102

Item No:
BAES102 ground anchor

Parts for: Power bollard ES102

Material: stainless steel
Dimensions: 130 x 336 x 110 mm (W x H x D)
Base: 130 x 110 mm (B x T)
Surface: stainless steel untreated



BAES301

Item No:
BAES301 ground anchor

Parts for: Power bollard ES301

Material: stainless steel
Dimensions: Ø 130 x 337 mm
Base: Ø 130 mm
Surface: stainless steel untreated



BAES321

Item No:
BAES321 ground anchor

Parts for: Power bollard ES321

Material: stainless steel
Dimensions: Ø 210 x 564 mm
Base: Ø 210 mm
Surface: stainless steel untreated



BAES323

Item No:
BAES323 ground anchor

Parts for: Power bollard ES323 and charging station ES323-EM

Material: stainless steel
Dimensions: Ø 210 x 564 mm
Base: Ø 210 mm
Surface: stainless steel untreated



BAES401

Item No:
BAES401 ground anchor

Parts for: Power bollard ES401

Material: stainless steel
Dimensions: 230 x 693 x 230 mm (W x H x D)
Base: 230 x 230 mm (B x T)
Surface: stainless steel untreated



BAES882

Item No:
BAES882 ground anchor

Parts for: Power bollard ES882

Material: stainless steel
Dimensions: 260 x 366 x 200 mm (W x H x D)
Base: 260 x 200 mm (B x T)
Surface: stainless steel untreated



BAES884

Item No:
BAES884 ground anchor

Parts for: Power bollard ES884

Material: stainless steel
Dimensions: 420 x 369 x 280 mm (W x H x D)
Base: 420 x 280 mm (B x T)
Surface: stainless steel untreated



BAESP14

Item No:
BAESP14 ground anchor

Parts for: Power bollard ESP14

Material: stainless steel
Dimensions: Ø 355 x 693 mm
Base: Ø 355 mm
Surface: stainless steel untreated



BAESP24

Item No:
BAESP24 ground anchor

Parts for: Power bollard ESP24

Material: stainless steel
Dimensions: Ø 450 x 693 mm
Base: Ø 450 mm
Surface: stainless steel untreated



BAEST12

Item No:
BAEST12 ground anchor

Parts for: Power bollard EST12

Material: stainless steel
Dimensions: 260 x 366 x 200 mm (W x H x D)
Base: 260 x 200 mm (B x T)
Surface: stainless steel untreated



BAEST24

Item No:
BAEST24 ground anchor

Parts for: Power bollard EST24

Material: stainless steel
Dimensions: 420 x 369 x 280 mm (W x H x D)
Base: 420 x 280 mm (B x T)
Surface: stainless steel untreated



BAEST25

Item No:
BAEST25 ground anchor

Parts for: Power bollard EST25

Material: stainless steel
Dimensions: 420 x 369 x 280 mm (W x H x D)
Base: 420 x 280 mm (B x T)
Surface: stainless steel untreated



Wall sockets
Wall distributors

NEW



aluminum-silver

5101A

Item No:	Opt. equipment (more upon request):
5501A-1-10	1 x socket · Color black (RAL 9017)
5501A-1-14	1 x socket · Color white (RAL 9003)
5501A-1-20	1 x socket · Color aluminum-silver
5501A-1-21	1 x socket · Color anthracite (RAL 7016)

Material:	aluminum
Dimensions:	88 x 99 x 78 mm (W x H x D)
Instl depth:	18 mm (wall)
Protection:	IP44 (electrical units)
Supply line:	back (flush-mounted box)
Weight:	354 g
Color:	black, white, aluminum-silver, anthracite
Surface:	powder coated
Features:	Lockable with rotary latch cylinder.



anthracite



white



black

NEW



black

5101R

Item No:	Opt. equipment (more upon request):
5501R-1-10	1 x socket · Color black (RAL 9017)
5501R-1-14	1 x socket · Color white (RAL 9003)
5501R-1-20	1 x socket · Color aluminum-silver
5501R-1-21	1 x socket · Color anthracite (RAL 7016)

Material:	aluminum
Dimensions:	88 x 99 x 78 mm (W x H x D)
Instl depth:	18 mm (wall)
Protection:	IP44 (electrical units)
Supply line:	back (flush-mounted box)
Weight:	354 g
Color:	black, white, aluminum-Grau, anthracite
Surface:	powder coated
Features:	Can be locked without tools.



aluminum-silver



white



anthracite



5503A

Item No:	Opt. equipment (more upon request):
5503A-1-3	3 x socket
5503A-2-3	2 x socket, 1 x RJ45 double

Material:	aluminum, stainless steel
Dimensions:	199 x 199 x 83 mm (W x H x D)
Instl depth:	81 mm (wall)
Protection:	IP65 (IP44 electrical units)
Supply line:	2 x lateral, 2 x back, 2 x above, each Ø 26 mm
Weight:	2000 g
Color:	natural aluminum
Features:	With cable outlet. Can be closed with the power plugs plugged in. Lockable with rotary latch cylinder.









5510E

Item No:	Opt. equipment (more upon request):
5510E-1-2	1 x CEE 5/16A 400V/6h
5510E-2-2	1 x CEE 5/32A 400V/6h

Material:	stainless steel
Dimensions:	150 x 320 x 130 mm (W x H x D)
Protection:	IP44
Supply line:	opening in the back 100 x 100 mm
Weight:	3700 g
Color:	stainless steel









5511A

Item No:	Opt. equipment (more upon request):
5511A-1-3	1 x CEE 5/16A 400V/6h, 1x socket

Material:	aluminum, stainless steel
Dimensions:	199 x 350 x 103 mm (W x H x D)
Instl depth:	101 mm (wall)
Protection:	IP65 (IP44 electrical units)
Supply line:	2 x lateral, 2 x back, 2 x above, each Ø 26 mm
Weight:	3900 g
Color:	natural aluminum
Features:	With cable outlet. Can be closed with the power plugs plugged in. Can be locked with tools.









5523A

Item No:	Opt. equipment (more upon request):
5523A-1-3	3 x socket, 1 x CEE 5/16A 400V/6h, 1 x CEE 5/32A 400V/6h

Material:	aluminum, stainless steel
Dimensions:	400 x 400 x 145 mm (W x H x D)
Instl depth:	143 mm (wall)
Protection:	IP65 (IP44 electrical units)
Supply line:	2 x lateral, 2 x back, 2 x above, each Ø 26 mm
Weight:	9000 g
Color:	natural aluminum
Features:	Can be closed with the power plugs plugged in. Lockable with rotary latch cylinder.









5602E

Item No:	Opt. equipment (more upon request):
5602E-1-6	2 x socket · Color light grey (DB701)
5602E-1-7	2 x socket · Color dark grey (DB703)
5602E-1-8	2 x socket · Color white (RAL9010)
5602E-1-9	2 x socket · Color black (RAL 9005)

Material:	stainless steel, aluminum
Dimensions:	104 x 141 x 93 mm (W x H x D)
Protection:	IP21 (electrical units)
Supply line:	1 x above, 1 x back, each Ø 25 mm
Weight:	1000 g
Features:	Lockable with rotary latch cylinder. With cable outlet. Can be closed with the power plugs plugged in.









Color DB703

5620E

Item No:	Opt. equipment (more upon request):
5620E-1-6	1 x CEE 5/16A, 1 x CEE 5/32A (Color DB701)
5620E-1-7	1 x CEE 5/16A, 1 x CEE 5/32A (Color DB703)
5620E-2-6	2 x socket, 1 x CEE 5/16A (Color DB701)
5620E-2-7	2 x socket, 1 x CEE 5/16A (Color DB703)

Material:	stainless steel
Dimensions:	300 x 400 x 217 mm (W x H x D)
Protection:	IP44 (electrical units)
Supply line:	2 x back, 2 x below, each Ø 32 mm
Color:	DB701 or DB703 (RAL colors possible)
Weight:	9500 g
Features:	With cable outlet. The door closes even with standard plugs inserted and can be locked with a profile half-cylinder lock.







Color DB701

NEW



Color DB703



Color DB701





5621E

Item No:	**Opt. equipment** (more upon request) **Color stainless steel**
5621E-1-1	4 x socket, 1 x CEE 16A, 1 x CEE 32A
5621E-2-1	2 x socket, 1 x CEE 32A, 1 x CEE 63A
5621E-3-1	1 x CEE 16A, 1 x CEE 32A, 1 x CEE 63A
Item No:	**Opt. equipment** (more upon request) **Color DB703**
5621E-1-7	4 x socket, 1 x CEE 16A, 1 x CEE 32A
5621E-2-7	2 x socket, 1 x CEE 32A, 1 x CEE 63A
5621E-3-7	1 x CEE 16A, 1 x CEE 32A, 1 x CEE 63A
Fuse:	adapted to the respective equipment
Connection:	1 x main line branch clamp HLAK 25mm², 5pol.
Material:	stainless steel
Dimensions:	500 x 675 x 300 mm (W x H x D)
Protection:	IP44
Supply line:	1 x below open
Color:	stainless steel (brushed), DB703
Weight:	31–32 kg
Features:	With cable outlet. The door closes even with standard plugs inserted and can be locked with a profile half-cylinder lock. The sockets are protected by RCBOs and fully wired.

5622E

Item No:	**Opt. equipment** (more upon request)**:**
5622E-1-6	2 x socket, 1 x CEE 5/16A, 1 x CEE 5/32A (Color DB701)
5622E-1-7	2 x socket, 1 x CEE 5/16A, 1 x CEE 5/32A (Color DB703)
Fuse:	2 x MCB, B16, 1-p • 1 x MCB, C16, 3-p • 1 x MCB, C32, 3-p 1 x RCCB, 40A, 0.03A, 4-p
Connection:	1 x main line branch clamp HLAK 25mm², 5pol.
Material:	stainless steel
Dimensions:	400 x 500 x 218 mm (W x H x D)
Protection:	IP44 (electrical units)
Supply line:	2 x back, 2 x below, each Ø 32 mm
Color:	DB701 or DB703 (RAL colors possible)
Weight:	15 kg
Features:	With cable outlet. The door closes even with standard plugs inserted and can be locked with a profile half-cylinder lock. The sockets are protected by RCBOs and fully wired.



Color DB703

NEW



Color DB703





5623E

Item No:	**Opt. equipment** (more upon request)**:**
5623E-1-6	3 x socket, 1 x CEE 5/16A, 1 x CEE 5/32A (Color DB701)
5623E-1-7	3 x socket, 1 x CEE 5/16A, 1 x CEE 5/32A (Color DB703)
Fuse:	3 x MCB, B16, 1-p · 1 x MCB, C16, 3-p · 1 x MCB, C32, 3-p 1 x RCCB, 40A, 0.03A, 4-p
Connection:	1 x main line branch clamp HLAK 25mm², 5pol.
Material:	stainless steel
Dimensions:	450 x 650 x 232 mm (W x H x D)
Protection:	IP44 (electrical units)
Supply line:	2 x back each Ø 32 mm, 2 x below each Ø 40 mm
Color:	DB701 or DB703 (RAL colors possible)
Weight:	17 kg
Features:	With cable outlet. The door closes even with standard plugs inserted and can be locked with a profile half-cylinder lock. The sockets are protected by RCBOs and fully wired.

5631E

Item No:	**Opt. equipment** (more upon request) **Color stainless steel**
5631E-1-1	6 x socket, 4 x CEE 16A, 4 x CEE 32A
5631E-2-1	6 x socket, 2 x CEE 16A, 2 x CEE 32A, 1 x CEE 63A
5631E-3-1	6 x socket, each 1 x CEE 16A, CEE 32A, CEE 63A, CEE 125A
5631E-4-1	6 x socket, 1 x CEE 16A, 1 x CEE 32A, 2 x CEE 63A
Item No:	**Opt. equipment** (more upon request) **Color DB703**
5631E-1-7	6 x socket, 4 x CEE 16A, 4 x CEE 32A
5631E-2-7	6 x socket, 2 x CEE 16A, 2 x CEE 32A, 1 x CEE 63A
5631E-3-7	6 x socket, each 1 x CEE 16A, CEE 32A, CEE 63A, CEE 125A
5631E-4-7	6 x socket, 1 x CEE 16A, 1 x CEE 32A, 2 x CEE 63A
Fuse:	adapted to the respective equipment
Connection:	1 x main line branch clamp HLAK 25mm², 5pol.
Material:	stainless steel
Dimensions:	600 x 1075 x 350 mm (W x H x D)
Protection:	IP44
Supply line:	1 x below open
Color:	stainless steel (brushed), DB703
Weight:	55–57 kg
Features:	With cable outlet. The door closes even with standard plugs inserted and can be locked with a profile half-cylinder lock. The sockets are protected by RCBOs and fully wired.



Color DB701



Color DB703





5722E

Item No:	**Opt. equipment** (more upon request)
5722E-1-6*	2 x socket, 1 x CEE 5/16A, 1 x CEE 5/32A (Color DB701)
5722E-1-7*	2 x socket, 1 x CEE 5/16A, 1 x CEE 5/32A (Color DB703)
5722E-2-6	2 x socket, 1 x water connection (Color DB701) (without fuse)
***Fuse:**	2 x MCB, B16, 1-p • 1 x MCB, C16, 3-p • 1 x MCB, C32, 3-p 1 x RCCB, 40A, 0.03A, 4-p
Connection:	1 x main line branch clamp HLAK 25mm², 5pol.
Material:	stainless steel
Dimensions:	346 x 496 x 178 mm (W x H x D)
Instl depth:	170 mm (wall)
Protection:	IP44 (electrical units)
Supply line:	2 x back, 2 x above, each 1 x Ø 33 mm and 1 x Ø 41 mm
Color:	DB701 or DB703 (RAL colors possible)
Weight:	10,5 kg
Features:	With cable outlet. The door closes even with standard plugs inserted and can be locked with a profile half-cylinder lock. The sockets are pre-wired and ready for connection.

5723E

Item No:	**Opt. equipment** (more upon request):
5723E-1-6	3 x socket, 1 x CEE 5/16A, 1 x CEE 5/32A (Color DB701)
5723E-1-7	3 x socket, 1 x CEE 5/16A, 1 x CEE 5/32A (Color DB703)
Fuse:	3 x MCB, B16, 1-p • 1 x MCB, C16, 3-p • 1 x MCB, C32, 3-p 1 x RCCB, 40A, 0.03A, 4-p
Connection:	1 x main line branch clamp HLAK 25mm², 5pol.
Material:	stainless steel
Dimensions:	446 x 646 x 208 mm (W x H x D)
Instl depth:	200 mm (wall)
Protection:	IP44 (electrical units)
Supply line:	2 x back, 2 x above, each 1 x Ø 33 mm and 1 x Ø 41 mm
Color:	DB701 or DB703 (RAL colors possible)
Weight:	17 kg
Features:	With cable outlet. The door closes even with standard plugs inserted and can be locked with a profile half-cylinder lock. The sockets are protected by RCBOs and fully wired.



Emergency power supply

NEW



Color DB703



Color DB703





5621E-N

Item No:	**Opt. equipment** (more upon request) **Color stainless steel**
5621E-1-1-N	1 x CEE 5/63A, 1 x load changeover switch 4/63A
5621E-2-1-N	1 x CEE 5/63A
Item No:	**Opt. equipment** (more upon request) **Color DB703**
5621E-1-7-N	1 x CEE 5/63A, 1 x load changeover switch 4/63A
5621E-2-7-N	1 x CEE 5/63A
Connection:	1 x main line branch clamp HLAK 25mm², 5pol.
Material:	stainless steel
Dimensions:	500 x 675 x 300 mm (W x H x D)
Protection:	IP44
Supply line:	1 x below open
Color:	stainless steel (brushed), DB703
Weight:	29 kg
Features:	With cable outlet. The door closes even with standard plugs inserted and can be locked with a profile half-cylinder lock. The devices are pre-wired and ready for connection.

5623E-N

Item No:	**Opt. equipment** (more upon request) **Color DB701**
5623E-1-6-N	1 x CEE 5/63A
5623E-2-6-N	1 x CEE 5/63A, 1 x load changeover switch 4/63A
Item No:	**Equipment** (more upon request) **Color DB703**
5623E-1-7-N	1 x CEE 5/63A
5623E-2-7-N	1 x CEE 5/63A, 1 x load changeover switch 4/63A
Connection:	1 x main line branch clamp HLAK 25mm², 5pol.
Material:	stainless steel
Dimensions:	450 x 650 x 232 mm (W x H x D)
Protection:	IP44 (electrical units)
Supply line:	2 x back each Ø 32 mm, 2 x below each Ø 40 mm
Color:	DB701 or DB703 (RAL colors possible)
Weight:	17 kg
Features:	With cable outlet. The door closes even with standard plugs inserted and can be locked with a profile half-cylinder lock. The devices are pre-wired and ready for connection.

NEW



Color DB703



Color DB703





5631E-N

Item No:	Opt. equipment (more upon request) Color stainless steel
5631E-1-1-N	1 x CEE 5/125A, 1 x load changeover switch 125A/400V
5631E-2-1-N	1 x CEE 5/125A

Item No:	Opt. equipment (more upon request) Color DB703
5631E-1-7-N	1 x CEE 5/125A, 1 x load changeover switch 125A/400V
5631E-2-7-N	1 x CEE 5/125A

Fuse:	adapted to the respective equipment
Connection:	1 x main line branch clamp HLAK 25mm², 5pol.
Material:	stainless steel
Dimensions:	600 x 1075 x 350 mm (W x H x D)
Protection:	IP44
Supply line:	1 x below open
Color:	stainless steel (brushed), DB703
Weight:	52 kg
Features:	With cable outlet. The door closes even with standard plugs inserted and can be locked with a profile half-cylinder lock. The devices are pre-wired and ready for connection.

5723E-N

Item No:	Opt. equipment (more upon request)
5723E-1-6-N	1 x CEE 5/63A (Color DB701)
5723E-1-7-N	1 x CEE 5/63A (Color DB703)

Connection:	1 x main line branch clamp HLAK 25mm², 5pol.
Material:	stainless steel
Dimensions:	446 x 646 x 208 mm (W x H x D)
Instl depth:	200 mm (wall)
Protection:	IP44 (electrical units)
Supply line:	2 x back, 2 x above, each 1 x Ø 33 mm and 1 x Ø 41 mm
Color:	DB701 or DB703 (RAL colors possible)
Weight:	17 kg
Features:	With cable outlet. The door closes even with standard plugs inserted and can be locked with a profile half-cylinder lock. The devices are pre-wired and ready for connection.









EST21-N

Item No:	**Opt. equipment** (more upon request) **Color stainless steel**
EST21-1-1-N	1 x CEE 5/63A, 1 x load changeover switch 4/63A
EST21-2-1-N	1 x CEE 5/63A
Item No:	**Opt. equipment** (more upon request) **Color DB703**
EST21-1-7-N	1 x CEE 5/63A, 1 x load changeover switch 4/63A
EST21-2-7-N	1 x CEE 5/63A
Connection:	1 x main line branch clamp HLAK 25mm², 5pol.
Material:	stainless steel
Dimensions:	500 x 999 x 295 mm (W x H x D)
Protection:	IP44
Supply line:	1 x below open
Color:	stainless steel (brushed), DB703
Weight:	38–39 kg
Features:	With cable outlet. The door closes even with standard plugs inserted and can be locked with a profile half-cylinder lock. The devices are pre-wired and ready for connection.

EST31-N

Item No:	**Opt. equipment** (more upon request) **Color stainless steel**
5631-1-1-N	1 x CEE 5/125A, 1 x load changeover switch 125A/400V
5631-2-1-N	1 x CEE 5/125A
Item No:	**Opt. equipment** (more upon request) **Color DB703**
5631-1-7-N	1 x CEE 5/125A, 1 x load changeover switch 125A/400V
5631-2-7-N	1 x CEE 5/125A
Connection:	1 x main line branch clamp HLAK 25mm², 5pol.
Material:	stainless steel
Dimensions:	600 x 1299 x 345 mm (W x H x D)
Protection:	IP44
Supply line:	1 x below open
Color:	stainless steel (brushed), DB703
Weight:	60–61 kg
Features:	With cable outlet. The door closes even with standard plugs inserted and can be locked with a profile half-cylinder lock. The devices are pre-wired and ready for connection.



Table sockets



3202E

Item No:	**Opt. equipment** (more upon request)**:**
3202E-1-1	2 x socket
3202E-2-1	1 x socket, 1 x RJ45 double

Material:	stainless steel (1.4301)
Dimensions:	180 x 83 x 154 mm (W x H x D)
Instl depth:	81,5 mm (desk)
Protection:	IP20
Load:	area load max. 120 kg
Supply line:	2 x lateral, 2 x back, 2 x below, each Ø 26 mm
Features:	Can be closed with the power plugs plugged in.









3203E

Item No:	**Opt. equipment** (more upon request)**:**
3203E-1-1	3 x socket
3203E-2-1	2 x socket, 1 x RJ45 double

Material:	stainless steel (1.4301)
Dimensions:	230 x 83 x 153 mm (W x H x D)
Instl depth:	81,5 mm (desk)
Protection:	IP20
Load:	area load max. 120 kg
Supply line:	2 x lateral, 2 x back, 2 x below, each Ø 26 mm
Features:	Can be closed with the power plugs plugged in.








Color DB703

1206

Item No:	**Opt. equipment** (more upon request) **Supply line back:**	Color
1206-3-6	4 x socket, 1 x RJ45 double	DB701
1206-3-7	4 x socket, 1 x RJ45 double	DB703
1206-3-8	4 x socket, 1 x RJ45 double	RAL9010
1206-3-9	4 x socket, 1 x RJ45 double	RAL9005
1206-4-6	4 x socket, 1 x USB-charge A/C double	DB701
1206-4-7	4 x socket, 1 x USB-charge A/C double	DB703
1206-4-8	4 x socket, 1 x USB-charge A/C double	RAL9010
1206-4-9	4 x socket, 1 x USB-charge A/C double	RAL9005


Color RAL9010


Color RAL9005

Material: aluminum
Dimensions: 142 x 90 x 142 mm (W x H x D)
Protection: IP20
Load: area load max. 120kg
Supply line: lateral → cable
Color: DB701, DB703, white (RAL9010), black (RAL9005)
Features: The floor tank is versatile and can also be mounted on work surfaces and under cabinets/shelves.

GTC

General Terms and Conditions of sale and delivery of BS Bodensteckdosen Systemtechnik GmbH

I. PRELIMINARY REMARK

1. Area of application

The deliveries, services and offers of BS Bodensteckdosen Systemtechnik GmbH (hereinafter „BS“, „we“, „us“) are made exclusively on the basis of these General Terms and Conditions of Sale and Delivery (hereinafter „GTC“).

These are part of all contracts that we conclude with our customers (hereinafter „customer“, „you“) about the goods we offer.

2. Customer group

2.1 Our product range is aimed at both consumers and entrepreneurs.

2.2 For the purposes of these Terms and Conditions, (i) a “consumer” is any natural person who concludes a legal transaction for purposes which are predominantly neither commercial nor self-employed (§ 13 BGB) and (ii) an “entrepreneur” is a natural or legal person or a legal partnership that, in concluding a legal transaction, acts in the exercise of its commercial or independent professional activity (§ 14 BGB).

3. Structure

3.1 In the following section “II General Conditions”, are those conditions listed which apply in particular to consumers.

For entrepreneurs, they also apply, unless it is explicitly stated that the scope is limited to consumers.

3.2 In the section “III. Special Conditions “are other conditions listed that apply to business owners only.

II. GENERAL CONDITIONS

1. Contract language

The language available for the contract is German.

2. Contract partner

The contract is concluded with BS Bodensteckdosen Systemtechnik.

3. Offer and conclusion of contract

3.1 The offers and prices contained on our website ander the domain floor socketn.com, in brochures, advertisements and other advertising material are non-binding.

3.2 If the customer places an order with us, this constitutes a binding offer to conclude a contract within the meaning of § 145 BGB.

The customer is boand by his declaration 10 calendar days after delivery or by order in text form (e.g. by post / fax / e-mail) from the date of dispatch.

We are entitled to accept the offer within this period.

Decisive for the observance of the period is the time, in which our assumption goes to the customer. Acceptance is also the delivery of the ordered goods.

3.3 As an alternative to the direct order from the customer, we will gladly provide you with a binding offer in writing (i.S.d. § 145 BGB).

We are boand to this 14 calendar days from dispatch.

The customer is entitled to accept our offer within this period. Decisive for compliance with the deadline is the time of receipt of the acceptance by us. Acceptance is also the payment.

4. Right of withdrawal for Consumers

4.1 Every customer who is a consumer is entitled to the statutory right of withdrawal.

Details can be extracted of the cancellation policy, which is printed in our catalog according to these terms and conditions and also on our website ander floor socketn.com and there can be foand ander the link „Withdrawal“.

4.2 The above said ander no. 4.1 does not apply to consumers who conclude a contract with us in our business premises (Dingerdisser Str. 36, 33699 Bielefeld) or make a corresponding offer to us. There is no right of withdrawal for these.

The right of withdrawal also does not apply to the following contracts:

- Contracts for the supply of goods that are not prefabricated and of which for the manufacture an individual selection or provision by the consumer is authoritative or which are clearly tailored to the personal needs of the consumer,
- Contracts for the supply of goods, if, due to their character, they were inseparably mixed with other goods after delivery.

5. Return costs upon revocation

In the case that the customer is a consumer and revokes the contract in the context of his legal right of withdrawal, it is agreed that he has to bear the direct costs of returning the goods.

6. Provider identification, summonable adress

Our contact details for complaints and other declarations of intent as well as our address are:

BS Bodensteckdosen Systemtechnik GmbH
Dingerdisser Str. 36
33699 Bielefeld
Germany
represented by business executive Viktor Sperle

Telephone: +49 521 9892780
Telefax: +49 521 989278-30

E-mail: info@bodensteckdosen.com

Register court: Amtsgericht Bielefeld
Register number: HRB40648

Sales tax identification number: DE282391374

7. Prices, shipping costs

7.1 Our prices include the statutory sales tax.

7.2 Shipping is at the expense of the customer.

Regardless of the order value, we charge a flat rate of € 9.00 per order for standard shipping within Germany. For express shipping within Germany, we charge a flat rate of € 40.00 per order, regardless of the order value.

For standard delivery within the EU (except Germany), we charge a flat rate of € 40.00 per order, regardless of the order value. Express shipping to other EU countries is not possible.

8. Payment

Payment is by bank transfer, PayPal or when you buy in our offices in cash.

Payment in advance by bank transfer
When selecting the payment method „bank Transfer“ we will give you our bank details in our offer / order confirmation. There are no additional costs for the customer except for any transaction fees incurred by the customer's bank.

Payment in advance by PayPal
If you select the payment method „PayPal“, we will give you an e-mail address in our offer / order confirmation, which you can use to pay via the aforementioned online provider. In order to be able to use this payment method, the customer must already be registered with PayPal or register first, legitimize himself with his access data and confirm the payment order to us (except, if applicable, guest access).

Technical personnel, drivers and sales force service staff are not eligible for collection.

9. Shipment, Collection

Delivery is only within the EU.

Unless otherwise expressly agreed, we will determine the appropriate shipping method and carrier at our discretion.

In reasonable extent for the customer, we are entitled to partial deliveries. Additional shipping costs are not incurred by the customer through partial deliveries.

In the event of non-availability of the ordered goods due to late or incorrect delivery (including the delivery of small quantities) by our (pre-) supplier in spite of a delivery contract concluded by us with the (pre-) supplier of the ordered goods we reserve the right to not deliver. In this case, we andertake to inform the customer immediately about the unavailability of the ordered goods and to immediately refand any payments already received from the customer.

Delivery takes place within the delivery period specified for the respective product.

The delivery period starts on the day of receipt of the full purchase price (including sales tax and shipping costs).

Delivery is only at ground level and only up to the first door to the address specified by the customer.

If we fail to meet an agreed delivery date, the buyer must set us a reasonable period of grace, which must not be less than one week.

You have the option of picking up at BS Bodensteckdosen Systemtechnik GmbH, Dingerdisser Str. 36, 33699 Bielefeld, Germany for the following business hours:

Mo–Th: 08:00 am – 04:00 pm
Fr: 08:00 am – 02:00 pm

10. Rights in case of material defects

If the customer is a consumer, all goods sold by us are entitled to statutory warranty claims in the event of material defects.

11. Retention of title

The delivered goods remain our property until their complete payment.

12. Privacy

We collect and store the data of the customer necessary for the transaction. When processing the personal data of the customer, we observe the legal provisions. Further details can be foand in our „Privacy Policy“, which you will find ander the link of the same name on our homepage at floor socketn.com

13. Sending the contract terms

We provide the customer, who is consumer, at the latest with delivery of the goods, the contract terms including these terms and conditions in writing.

14. Further regulations, dispute resolution

14.1 Should one or more provisions of these General Terms and Conditions be invalid, the remainder of the contract remains valid. The ineffective regulation is replaced by the legal regulation.

14.2 German law applies excluding the UN sales law (CISG). This choice of law applies only to the extent that this does not withdraw mandatory applicable Consumer protection laws of the state in which the consumer is habitually resident at the time of the order.

14.3 The European Commission provides a platform for online dispute resolution (OS), which can be foand at the following link: http://ec.europa.eu/consumers/odr/. We are not obligated and unwilling to participate in a dispute settlement procedure before a consumer arbitration board.

III. SPECIAL CONDITIONS

1. Future business, Customer-GTC

1.1 For customers who are entrepreneurs, these GTC also apply to future business, even if we do not point this out again in the future.

1.2 Terms and conditions of the customer do not apply, even if we do not separately contradict their validity in individual cases. Even if we refer to a letter that contains or refers to terms and conditions of the customer or a third party, this does not constitute acceptance of the validity of these terms and conditions.

2. Offer and Conclusion of contract

The statements made in II. 3. regarding the offer and conclusion of the contract also apply to business customers, but with the following provisos:

2.1 The sole decisive factor for the legal relationship between us and the customer is the written purchase contract, including these GTC. This completely reproduces all agreements between the contracting parties regarding the subeachct frosteder of the contract. Verbal commitments by BS before conclusion of the contract are legally non-binding and verbal agreements of the contracting parties are replaced by the written contract, unless it is expressly clear from them that they continue to be binding.

2.2 Information provided by BS on the subeachct frosteder of the delivery / service (eg weights, dimensions, utility values, load capacity, tolerances and technical data) as well as our representations of the same (eg drawings and illustrations) are only approximate unless the usability for the contractually provided purpose presupposes an exact match. They are not guaranteed characteristics, but descriptions or labeling of the delivery / service. Customary deviations and deviations, which occur due to legal regulations or represent technical improvements, as well as the replacement of components by equivalent parts are permissible, as far as they do not affect the usability for the contractually intended purpose.

2.3 BS reserves the ownership / copyright of all offers and estimates submitted by it, as well as any drawings, illustrations, calculations, brochures, catalogs, models, tools and other documents and aids provided to the customer. The customer may not make these obeachcts accessible to third parties without the express consent of BS, as such, or in terms of content, notify them, or use or duplicate them themselves or through third parties. He shall, at the request of BS, return these items in full and destroy any copies made if they are no longer required by him in the ordinary course of business or if negotiations do not lead to the conclusion of a contract. Excluded from this is the storage of electronically provided data for the purpose of conventional data backup.

3. Prices, Price changes

The comments made ander II. 7 on prices also apply to business customers, but with the following stipulations / changes:

3.1 By way of derogation from II.7.1, in the case of tenders and written offers, net prices are given which are anderstood to be exclusive of statutory value added tax.

3.2 Insofar as the agreed prices are based on the list prices of BS and delivery should take place more than four months after the conclusion of the contract, the list prices of BS valid on delivery shall apply.

4. Payment and delay

The comments made ander II. 8 on payment options also apply to business customers, but with the following stipulations / changes / additions:

In addition to those in II.8. business customers can also pay by invoice. The invoice amounts are payable within twenty-one days without any deductions, unless otherwise expressly agreed. Decisive for the date of payment is receipt by us. Payment by check is excluded unless it is agreed separately in individual cases.

If the customer does not pay by the due date, the outstanding amounts shall be subeachct to interest at a rate of 9 percentage points above the base rate from the due date; the assertion of higher interest and further damages in case of default remains unaffected.

5. Set-off and right of retention

5.1 The offsetting of counterclaims of the customer or the retention of payments due to such claims is only permitted if the counterclaims are andisputed or legally binding.

5.2 BS shall be entitled to execute or render outstanding deliveries or services only against advance payment or provision of security if, after the conclusion of the contract, it becomes aware of circumstances which are capable of substantially reducing the creditworthiness of the customer and by which the payment of BS's outstanding claims of the customer from the respective contractual relationship (including from other individual orders to which the same framework contract applies) is endangered.

6. Shipping, Collection, Place of fulfilment, passing of risk, Approval

By way of derogation from, or supplementary to II. 9., the following applies to business customers with regard to shipping and collection as well as (additionally) with regard to the place of fulfillment, transfer of risk and approval:

6.1 Place of fulfillment for all obligations arising from the contractual relationship are our business premises, unless otherwise specified. We reserve the right to deliver goods from other locations (third-party shops). In these cases, the respective location from which the delivery takes place is the place of fulfillment.

6.2 The risk shall pass to the customer at the latest upon the handover of the delivery item (whereby the beginning of the loading process is decisive) to the forwarder, carrier or other third party designated for the execution of the shipment. This also applies if partial deliveries are made or BS has taken on other services (such as shipping). If the shipment or transfer is delayed as a result of a cmade ofe whose cmade ofe lies with the customer, the risk passes to the customer from the day on which the delivery item is ready for despatch and BS has notified the customer.

6.3 Storage costs after transfer of risk shall be borne by the customer. In the case of storage by BS, the storage costs amount to 0.25 percent of the invoice amount of the delivery items to be stored per completed week. The assertion and proof of further or lower storage costs remains reserved.

6.4 Deadlines and dates for deliveries and services provided by BS are only approximate, unless a fixed deadline or a fixed date has been expressly confirmed or agreed. If shipment has been agreed, delivery periods and delivery dates refer to the time of transfer to the forwarder, carrier or other third party commissioned with the transport.

6.5 Without prejudice to its rights arising from default by the customer, BS may require the customer to extend delivery and service periods or postpone delivery and service deadlines by the period in which the customer fails to meet its contractual obligations towards BS.

6.6 BS shall not be liable for impossibility of delivery or for delays in delivery, as far as these are due to force maeachure or other unforeseeable events at the time of the conclusion of the contract (eg breakdowns of all kinds, difficulties in material or energy procurement, delays in transport, strikes, legitimate lockouts, lack of manpower, Energy or raw materials, difficulties in obtaining necessary regulatory approvals, regulatory action or the lack of, incorrect or untimely supplier delivery) that BS is not responsible for. If such events make the delivery or service substantially more difficult or impossible and the hindrance is not only temporary, BS is entitled to withdraw from the contract. In the case of obstacles of a temporary duration, the delivery or service periods shall be extended or the delivery or service dates shall be postponed by the period of the hindrance plus a reasonable start-up period. Insofar as the customer can not reasonably be expected to accept the delivery or service as a result of the delay, he can withdraw from the contract by means of an immediate, written declaration to BS.

6.7 In reasonable extent for the customer, we are entitled to partial deliveries. Additional shipping costs are not incurred by the customer through partial deliveries.

6.8 If BS is in default with a delivery or service or if it becomes impossible for it to deliver or perform any service for whatever reason, BS's liability for damages is limited in accordance with III. 7.

6.9 We will insure the shipment against theft, breakage, transport, fire and water damage or other insurable risks only at the express request of the customer and at his expense.

6.10 Insofar as acceptance has to take place, the purchased item shall be deemed accepted if

· the delivery and, if BS also owes the setting up / installation, the setting up / installation is completed,

· BS informed the customer with reference to the acceptance fiction according to this III. 6.10 and has asked him to accept,

· 12 working days have passed since the delivery or setting up / installation or the customer has started to use the purchased goods and in this case six working days have elapsed since delivery or installation

and

· the customer refrained from accepting the goods within this period for any reason other than a defect indicated to us which makes the use of the goods impossible or substantially impaired.

7. Liability

Differing from II. 10., the following applies to liability for business customers ander the express application for merchants of § 377 HGB:

7.1 We are also liable for damages to customers who are entrepreneurs, according to the legal provisions without limitation, if these

a. are based on injury to life, body or health and have been cmade ofed by a willful or negligent breach of duty by us, our legal representatives or vicarious agents,

or

b. based on an intentional or grossly negligent breach of duty by us, our legal representatives or vicarious agents

or

c. based on the product liability law

or

d. We have assumed a procurement risk or a guarantee and are therefore liable.

7.2 Is a loss based only on negligent but not grossly negligent breach of a contractual obligation (cardinal obligation) by us, our legal representatives or vicarious agents, without at the same time a claim based on the above provisions to a. to d. we are also liable for damages, but limited in amount to Typeical and foreseeable damage.

Essential contractual obligations (cardinal obligations) in the above sense are those obligations whose proper fulfillment the customer trusts and may trust, because they shape the contract.

7.3 In addition, we are liable, as far as claims for damages are covered by a liability insurance.

7.4 It remains with the legal burden of proof distribution.

7.5 Further claims for damages against us, our legal representatives or vicarious agents are excluded, no frosteder on what legal grounds they are based.

8. Statute of limitation of material defects

8.1 Rights and claims of customers who are entrepreneurs become statute-barred in one year, unless

a. the delivered goods are a thing that has been used for a building in accordance with its normal use and has cmade ofed its defectiveness

or

b. these are reimbursement claims according to § 479 BGB

or

c. the defect is based on an intentional breach of duty by us, our legal representatives or vicarious agents

or

d. these are claims for damages.

In cases a. to d. the statutory limitation periods apply.

8.2 It remains with the legal provisions on the inhibition, expiry and on the new beginning of the statute of limitations.

9. Retention of title

Differing the provision in II. 11., to customers who are entrepreneurs the following retention of title applies:

9.1 We reserve ownership of all delivered goods (goods subeachct to retention of title) until full payment of the purchase price and until such time as all our claims from the business relationship have been paid.

9.2 The customer is entitled to process the goods in the ordinary course of business and to resell them, as long as he is not in default with the fulfillment of his obligation towards us or stops his payments. Specifically, the following applies:

a. The processing or transformation of the reserved goods takes place for us within the meaning of § 950 BGB, without obliging us. By processing or transformation of the reserved goods, the customer does not acquire the property in accordance with § 950 BGB on the new thing.

If the reserved goods are processed, mixed, blended or combined with other obeachcts, we acquire co-ownership of the new item at a share that corresponds to the ratio of the invoice value of our reserved goods to the total value.

The provisions applicable to the goods subeachct to retention of title shall apply mutatis mutandis to the co-ownership shares arising ander the above provisions.

b. The customer herewith assigns the receivables from the resale or the other sales transactions, such as Contracts with all ancillary rights to us from and proportionately also in so far as the goods are processed, mixed or blended and we have acquired hereby in the amount of our invoice value co-ownership or the product is permanently installed. Insofar as the reserved goods are processed, mixed, blended or permanently installed, we are entitled to a fraction of the respective claim from the resale in proportion to the invoice value of our reserved goods to the invoice value of the obeachct.

If the reserved goods are sold by the customer together with other goods not supplied by us, the customer hereby assigns to us a portion of the claim from the resale in the amount of the invoice value of our reserved goods.

If the customer has sold this claim in the context of genuine factoring, he hereby assigns to us the claim against the factor which will take its place. If the claim from the resale by the customer into a current account relationship with his customer, he assigns his claim from the current account relationship hereby amounting to the invoice value of the goods subeachct to retention.

c. We hereby accept the above assignments.

d. The customer is entitled until the revocation by us to collect the claims assigned to him. The collection authorization expires on revocation, which takes place if the customer is in default of payment or stops the payment. In this case we are authorized by the customer to inform the customers of the assignment and to collect the claim ourselves.

The customer is obliged to give us upon request a detailed list of his claims with the name and address of the customer, amount of each claim, date of invoice, etc. and give us all information and documents necessary for the assertion of the assigned claims and the review to allow this information.

e. Amounts received from assigned claims by the customer are to be set aside for us until the transfer to us.

f. Pledges or assignments of security of the reserved goods or the assigned claims are inadmissible. We are to be informed immediately of seizures, stating the seizure creditor.

9.3 If the value of the securities to which we are entitled exceeds our total claim against the customer by more than 10%, we shall be obliged to release it at the customer‘s request.

9.4 The customer stores the reserved goods for us free of charge. The customer must insure them against usual dangers such as fire, theft and water to the usual extent. The customer hereby assigns to us his claims for compensation which he is entitled to from damages of the Typee mentioned against insurance companies or other persons liable for compensation in the amount of his claim. We accept the assignment.

10. Return of goods

10.1 Our consent must be obtained before returning any goods.

10.2 As a frosteder of principle, we do not assume any return costs. Goods returned freight collect will not be accepted.

10.2 If the goods are returned within 3 months from the date of delivery, we charge 15% return costs, within 4-12 months we charge 30% return costs. After 12 months a return is excluded. Furthermore, BS reserves the right to exclude items removed from the product range from return after 6 months.

10.3 Order cancellations are not permitted. We reserve the right to refuse cancellatiupon requests or to charge a flat cancellation fee of 50€. If the goods are already ready for dispatch, we reserve the right to charge a cancellation fee of 15% of the value of the goods.

10.4 Returned goods must be in their original packaging and in a proper and saleable condition. Dirty, damaged, or incomplete goods will not be taken back. Custom-made products and special designs are excluded from exchange or return. Returns with a net goods value of less than EUR 50 will not be refanded.

11. Place of jurisdiction

11.1 The place of jurisdiction is located at our registered office, provided that the entrepreneur‘s business is a merchant or the other requirements of a jurisdiction agreement according to § 38 ZPO are met.

11.2 We are always entitled to use the business customer at his general place of jurisdiction.

12. Proper law

With respect to customers who are entrepreneurs, German law always applies to the contractual relationship, as it does ander two contractual partners domiciled in Germany, to the exclusion of the UN Sales Convention (CISG).

Right of Cancellation for Consumers

CANCELLATION POLICY

Right of Cancellation

You have the right to withdraw from this contract within fourteen days without giving any reason.

The revocation period is fourteen days from the day on which you or a third party named by you, who is not the carrier, had or has taken possession of the last goods.

In order to exercise your right of revocation, you must inform us (BS Bodensteckdosen Systemtechnik GmbH, Dingerdisser Str. 36, 33699 Bielefeld, phone: 0521 9892780, fax: 0521 989278-30, E-Mail: info@bodensteckdosen.com) by means of a clear statement (eg one with the post sent letter, fax or e-mail) about your decision to withdraw from this contract.

In order to maintain the cancellation period, it is sufficient for you to send the notification of the exercise of the right of withdrawal before the expiry of the withdrawal period.

Consequences of the cancellation

f you withdraw from this Agreement, we have to repay all payments we have received from you, including delivery charges (except for the additional costs arising from choosing a different delivery method than the most favorable standard delivery we offer) immediately and at the latest within fourteen days from the date on which the notification of your revocation of this contract has reached us. For this repayment, we will use the same means of payment as you used in the original transaction, unless expressly agreed otherwise with you; In no case you will be charged for this repayment fees. We may refuse repayment until we have received the goods back or until you have provided proof that you have returned the goods, whichever is the earlier.

You must return the goods to us immediately and in any event not later than fourteen days from the date on which you inform us of the cancellation of this contract. The deadline is met if you send the goods before the deadline of fourteen days. You bear the immediate costs of returning the goods. You only have to pay for a possible loss in value of the goods, if this loss of value is due to a handling that is not necessary for the examination of the nature, characteristics and functioning of the goods.

End of revocation

The right of withdrawal does not apply to the following contracts:

· Contracts for the supply of goods which are not prefabricated and for the manufacture of which an individual selection or determination by the consumer is decisive or which are clearly tailored to the personal needs of the consumer,

· Contracts for the supply of goods, if, due to their nature, they were inseparably mixed with other goods after delivery.

INDEX

1206 6
1206 113
1210 6
12201 32
12202 32
12203 33
12210 51
12211 52
12251 52
12252 53
12255 53
12256 54
12301 89
2003A 7
2003B 7
2003Q 8
2004A 8
2004B 9
2004Q 9
2008A 10
2008B 10
2008Q 11
3202E 11
3203E 12
3301E 12
3302E 13
3303E 13
3202E 112
3203E 112
5101A 100
5101R 100
5503A 101
5510E 101
5511A 102
5523A 102
5602E 103
5620E 103
5621E 104
5621E-N 108
5622E 104
5623E 105
5623E-N 108
5631E 105
5631E-N 109
5722E 106
5723E 106
5723E-N 109
6522A 68
6523Q 68
6610A 69
6620A 69
6710A 70
7002A 48
7012A 70
7012A63 71
7022A 71
7501AW 48
7601AW 49
7602AW 49
7701AW 50
7702A 50
7704A 51
7705A 72
8302A 14
8308A 14
8310A 72
8314A 73
8501B 38
8501E 38
8502B 39
8502E 39
8504B 40
8504E 40
8508B 41
8508BB 41
8508E 42
8512BB 42
8601A 15
8602A 15
8604A 16
8701A 16
8702A 17
8802A 17
8802B 18
8802E 18
8802T 19
8804B 19
8804E 20
8804T 20
8808A 21
8808B 21
8808E 22
8808T 22
8810B 23
8900B 23
8901B 24
8902B 24
8902BB 25
8902B 24
8902E 25
8902H 43
8902HB 43
8904B 26
8904BB 27
8904E 27
8904MB 28
8904H 44
8904HB 44
8908B 28
8908BB 29
8908E 29
8908MB 30
8908H 45
8908HB 45
8912BB 30
8912E 31
8920B 31
9008BB 58
9012BB 58
9110BB 59
9208BB 59
9212BB 60
9901A 33
9902A 34
9902B 34
9902D 35
9904A 35
9908A 36
BAES102 92
BAES301 92
BAES321 93
BAES323 93
BAES401 94
BAES882 94
BAES884 95
BAESP14 95
BAESP24 96
BAEST12 96
BAEST24 97
BAEST25 97
ES102 80
ES301 80
ES321 81
ES323 81
ES323-EM 82
ES401 82
ES882-1 83
ES882-2 83
ES882-3 84
ES882-4 84
ES884-1 85
ES884-2 85
ESP14 86
ESP14-L 87
ESP24 86
ESP24-L 87
EST12 88
EST21 88
EST21-N 110
EST24 89
EST25 90
EST31 90
EST31-N 110
SV111 76
SV112 76
SV301 77
SV302 77
SV501 78
UFD49048 60
UFK28350Z2 62
UFK28350Z3 62
UFK38350Z2 62
UFK38350Z3 63
UFK48350Z2 63
UFK48350Z3 63
UFP12490 61
UFP12491 61
UFP12492 61
UFSS28350Z2 64
UFSS28350Z3 64
UFSS38350Z2 64
UFSS38350Z3 65
UFSS48350Z2 65
UFSS48350Z3 65



ESP24 power bollard – where power supply meets design expertise

„The ESP24 power bollard from BS Bodensteckdosen Systemtechnik was awarded prizes by the jury of the **PLUS X AWARD** in the categories of High Quality, Design, Ease of Use, and Functionality. The decision was unanimous – because the ESP24 combines high-quality technology with a design aesthetic that is rarely implemented so uncompromisingly in outdoor applications."

„The ESP24 is not just a power bollard – it is an example of what technical infrastructure should look like today: robust, functional, and also aesthetically sophisticated. A true highlight for morn outdoor areas."

BODENSTECKDOSEN SYSTEMTECHNIK
eine Marke von sperle

TO THE HOMEPAGE



BODENSTECKDOSEN SYSTEMTECHNIK
a brand of sperle

© by BS Bodensteckdosen Systemtechnik

BS Bodensteckdosen Systemtechnik GmbH
Dingerdisser Str. 36, 33699 Bielefeld, Germany
Fon +49 521 9892780
Fax +49 521 989278-30
info@bodensteckdosen.com
www.bodensteckdosen.com

Errors and technical changes excepted.